

# **2011 RABIES ANNUAL REPORT**

## **Wadsworth Center Rabies Laboratory**

### **New York State Department of Health**

## **CONTENTS**

- 2011 Rabies Annual Summary
- Table of number-rabid/number-tested for 2011 by animal category and county
- Map of 2011 rabid animals/animals tested, by county
- Map of 2011 cases by species and county
- 10-year table of rabies cases in New York State, by year and species
- 15-year table of rabies laboratory operations data
- Table of 2011 tests for rabies in animals, by county
- Map of 2011 tests for rabies in animals, by county
- Table of 2011 tests for human rabies antibody, by county
- Map of 2011 tests for human rabies antibody, by county
- Table of 2011 specimens processed, by species
- Map of 2011 rabid raccoons/raccoons tested, by county
- Map of raccoon rabies case number changes, 2010 to 2011, by county
- Table of Raccoon to Human / Animal Interactions – 2002 through 2011
- 2010 Rabies Specimens Pie Chart
- 2011 Rabies Specimens Pie Chart
- Map of 2011 rabid bats/bats tested, by county
- Map of bat rabies case number changes, 2010 to 2011, by county
- Table of Bat to Human / Animal Interactions – 2002 through 2011
- 20-year table of animals tested, by year and species
- 20-year table of rabid animals, by year and species
- Table of percent change rabies submissions – all specimens, 2010 to 2011
- Table of percent change rabies submissions - human exposure, 2010 to 2011

# 2011 RABIES ANNUAL REPORT

## Wadsworth Center Rabies Laboratory

### New York State Department of Health

## CONTENTS

- New York City Rabies Data
- Bar chart of animas received for rabies diagnosis 2011, by month
- Bar chart of tests for rabies in animals, 1997-2011
- Bar chart of human antibody tests, 1997-2011
- Bar chart of rabid animals, 1997-2011
- Bar chart of rabid animals 2011, by month
- Bar chart of 2011 tests for rabies in animals, common species
- Bar chart of 2011 rabid animals, common species
- Bar chart of bats received for rabies diagnosis, 1997-2011
- Bar chart of rabid bats, 1997-2011
- Bar chart of 2011 rabid bats, by month
- Bar chart of *Myotis* submissions for 25-year
- Bar chart of *Eptesicus* submissions for 25-year
- Bar chart of *Myotis* vs. *Eptesicus* submissions for 25-year
- Bar chart of emergency after hour exams, 1997-2011
- Bar chart of rabid raccoons, 1997-2011
- Bar chart of 2011 rabid raccoons, by month
- Bar chart of rabid skunks, 1997-2011
- Bar chart of 2011 rabid skunks, by month
- Listing of 2011 rabies cases, by county and town
- Listing of 2011 rabies cases, chronologic order
- Acknowledgements

# **2011 RABIES ANNUAL SUMMARY**

**Wadsworth Center Rabies Laboratory**

**New York State Department of Health**

**Robert J. Rudd**

There were 370 rabid animals diagnosed at the Wadsworth Center laboratory in 2011, representing 5.75% of all animals tested. The 370 rabid animals includes 162 raccoons (18.5% positivity rate); 64 bats (2.3%); 62 skunks (21.3%); 38 cats (3.1%); 21 gray fox (45.7%); 7 bovine (10.0%); 7 woodchucks (9.0%); 5 red fox (8.1%); 1 goat (3.7%); 1 dog (0.1%); 1 otter (100%); and 1 deer (2.1%).

The number of rabid cats diagnosed in 2011 continues to be a concern. The 1250 cats tested in 2011 is the second largest group of animals tested during the year, bats being the largest. The 3.06% positivity rate found in cats in 2011 is similar to the 3.2% (43 rabid cats) seen in 2010. All rabid cats submitted to the rabies laboratory during 2011 were infected with the raccoon variant of rabies virus. Of the 38 rabid cats diagnosed in 2011, 25 (66%) were listed as wild or feral, 9 (23%) were owned and 4 (11%) were identified as owner unknown. Twenty-one cats (55%) were identified as having bitten a human and none of the rabid cats were identified as having a current rabies vaccination.

The Wadsworth Center's rabies laboratory tested 6,430 animals in 2011. This number is 212 fewer than tested in 2010 and continues the national trend of fewer numbers of specimens tested at rabies diagnostic laboratories (personal conversation with CDC rabies lab staff). During 2011, 40 counties submitted positive raccoons and 29 counties submitted positive bats. In 2010 raccoon and bat rabies was reported in 48 and 31 counties respectfully. Although the number of counties reporting rabies has decreased, it is important to note that both raccoon and bat rabies continues to exist throughout New York State. Bat rabies is endemic in all counties and raccoon rabies continues to be endemic in all counties with the exception of Clinton, Franklin, Nassau and Suffolk counties. Terrestrial rabies presses towards the borders of all of these counties except Suffolk. Suffolk county enjoys the buffer distance of Nassau Co.

The specimens tested included 4,299 wild animals (66.8% of total submissions and 87.3 % of positives) and 2,131 domestic animals (33.1% of total specimens and 12.7% of positives), with 52 species of animals represented. These included 2,791 bats (43.4% of all animals tested), 1,250

cats (19.4%), 876 raccoons (13.6%), 719 dogs (11.2%), 290 skunks (4.5%), 131 rodents and lagomorphs (2.0%), 111 fox (1.7%), 70 cattle (1.1%), 48 deer (0.7%), 40 equine (0.6%), and 19 other domestic and 17 other wild species. In 73.9 % of all animals tested there was either a bite to a human or human contact with saliva or nervous tissue.

Rabies virus infection was present in 2.3% of all bats submitted in 2011. There were 2,573 big brown bats examined and 58 of those were positive, resulting in a 2.3% positivity rate for that species. Rabies was detected in 3 of 174 little brown bats examined (1.7% positivity), 1 of 17 silver-haired bats (5.8%), 1 of 11 red bats (9.1 %), 1 of 6 Hoary bats (16.6%) and 0 of 10 bats unidentified to taxa. Of the 64 rabid bats tested in 2011, 43 (67.1%) had contacts with humans. However, of all of the 2791 bats tested in 2011, 1,603 had contact with humans and were found to be negative for rabies. This testing prevented unnecessary post exposure prophylaxis and conserved the costly and limited supply of rabies vaccine and immune globulin.

Of concern over the past six years is the disease affecting bats known as White Nose Syndrome. This disease predominantly affects bats of the genus *Myotis* (little brown bats). From 1999 – 2008, the rabies lab tested an average 952 little brown bats per year. In 2009 that number dropped to 483, and in 2010 the rabies lab tested 245 little brown bats. The laboratory tested 174 *Myotis* in 2011. Of these 174 *Myotis sp.* submitted for rabies diagnosis 101 were identified as being in contact with a human and therefore in need of rabies testing. This drastic drop in *Myotis* submissions for rabies testing is evidence of the steep decline in the number of these bats found in New York State. However, the continued submission of *Myotis* to the laboratory is potentially good news of a continued presence of *Myotis* from areas that have endured over a 90% reduction in little brown bat numbers.

During 2011 the rabies diagnostic laboratory at the New York City Department of Health and Mental Hygiene examined 315 specimens, including 144 raccoons, 88 cats, 28 dogs, 26 opossum, 20 bats, 5 skunks, 1 coyote, 1 fox, 1 rabbit and 1 undisclosed species. Among these animals 13 (4.1%) were positive for rabies, including 9 raccoons, 3 bats, and 1 cat. An epizootic of rabies in raccoons, focused in Central Park, resulted in the large jump of positives in New York City for 2010. This outbreak has been largely controlled by a trap-vaccinate and release program focusing on the Central Park raccoon population.

The Wadsworth Center rabies laboratory tested 964 human sera for rabies virus neutralizing antibody. The laboratory also examined 753

raccoon sera for rabies antibody in support of wildlife oral rabies vaccination programs.

Rabies virus-variant typing was performed on 83 isolates using a panel of monoclonal antibodies directed against the rabies virus nucleocapsid protein, to aid in the study of rabies epizootiology in the State.

In 2011, a human case of rabies was diagnosed in New York State; the last case of human rabies in NYS was in 2000. On August 19, 2011, a male US Army soldier with progressive right shoulder and arm pain, nausea, vomiting, ataxia, anxiety, and dysphagia was admitted to an emergency department in New York for suspected rabies. Rabies virus antigens were detected in a nuchal skin biopsy and rabies viral RNA was detected in saliva and cerebrospinal fluid (CSF) specimens by state and CDC rabies laboratories. An Afghanistan canine rabies virus variant was identified by nucleotide sequencing. The patient underwent an experimental treatment protocol but died on August 31. The patient sustained a dog bite while in Afghanistan; however, he did not receive effective rabies postexposure prophylaxis (PEP). Twenty-nine close contacts and health-care personnel received PEP following contact with the patient. This case highlights the continued risks of rabies virus exposure during travel or deployment to rabies-enzootic countries, the need for global canine rabies elimination through vaccination, and the importance of ensuring global PEP availability.

**For more information visit the rabies laboratory website at:**

**[www.wadsworth.org/rabies](http://www.wadsworth.org/rabies)**

New York City Public Health Laboratory data provided by Dr. Jie Fu and Brooke Bregman.

# Report of N.Y. State Dept. of Health Rabies Laboratory

01/01/2011 to 12/31/2011

Number examined ... Number positive

COUNTY	Dogs		Cats		Cattle		Other Domestic		Skunk		Fox		Bats		Raccoons		Rodents Lagamorphs		Other Wild		Total Rcvd	Total Positive
Albany	25	0	47	0	2	0	8	0	3	1	2	0	135	2	9	2	5	0	7	0	243	5
Allegany	5	0	7	1	1	0	3	0	0	0	2	2	14	1	8	7	0	0	1	0	41	11
Bronx	0	0	5	0	0	0	0	0	0	0	0	0	1	0	0	0	1	0	1	0	8	0
Broome	11	0	21	1	0	0	0	0	0	0	2	0	63	0	2	0	3	0	1	0	103	1
Cattaraugus	3	0	9	0	1	0	3	0	0	0	1	0	90	2	6	2	2	0	3	0	118	4
Cayuga	4	0	13	1	3	0	3	0	3	2	0	0	41	0	6	2	4	1	2	1	79	7
Chautauqua	2	0	13	1	1	0	0	0	0	0	1	0	43	1	5	0	0	0	0	0	65	2
Chemung	1	0	12	0	0	0	0	0	3	0	1	0	44	1	5	4	0	0	3	0	69	5
Chenango	7	0	5	0	0	0	0	0	3	1	2	0	22	1	4	2	3	0	2	0	48	4
Clinton	11	0	13	0	1	0	0	0	133	3	6	0	8	0	38	0	2	0	2	0	214	3
Columbia	10	0	20	1	3	0	2	0	1	0	0	0	34	0	10	7	1	0	3	0	84	8
Cortland	8	0	16	0	0	0	1	0	0	0	0	0	22	1	2	0	1	0	3	0	53	1
Delaware	3	0	6	0	1	0	0	0	0	0	0	0	21	0	1	0	0	0	4	0	36	0
Dutchess	21	0	28	3	0	0	2	0	3	0	1	1	46	1	3	2	1	0	1	0	106	7
Erie	110	0	170	0	0	0	3	0	21	2	12	0	440	9	80	13	19	0	8	0	863	24
Essex	6	0	6	1	0	0	1	1	3	1	4	1	8	0	14	5	0	0	0	0	42	9
Franklin	4	0	5	0	0	0	0	0	1	0	0	0	8	0	4	0	1	0	1	0	24	0
Fulton	2	0	1	0	0	0	0	0	0	0	1	0	6	0	1	0	0	0	1	0	12	0
Genesee	2	0	10	0	1	0	0	0	1	0	0	0	26	0	7	5	0	0	0	0	47	5
Greene	8	0	4	1	1	1	1	0	0	0	2	0	13	1	0	0	0	0	2	0	31	3
Hamilton	0	0	0	0	0	0	0	0	0	0	0	0	1	0	0	0	0	0	0	0	1	0
Herkimer	1	0	14	0	6	1	1	0	5	4	1	1	23	3	4	3	0	0	2	0	57	12
Jefferson	14	0	12	0	3	0	2	0	5	1	2	0	80	2	16	3	0	0	2	0	136	6
Kings	0	0	1	0	0	0	0	0	0	0	0	0	0	0	2	0	1	0	0	0	4	0
Lewis	3	0	5	1	8	1	0	0	4	2	3	0	19	0	2	2	1	0	0	0	45	6
Livingston	3	0	12	0	4	0	0	0	2	1	0	0	23	0	6	3	0	0	1	0	51	4
Madison	6	0	13	1	2	0	0	0	2	1	2	1	27	1	3	2	1	0	2	0	58	6
Monroe	17	0	28	1	0	0	2	0	0	0	0	0	65	2	2	1	2	0	3	1	119	5
Montgomery	0	0	6	0	1	0	1	0	2	2	0	0	12	1	0	0	0	0	0	0	22	3
Nassau	58	0	62	0	0	0	0	0	0	0	0	0	11	0	337	0	2	0	6	0	476	0
New York	2	0	0	0	0	0	0	0	0	0	0	0	0	0	2	0	1	0	0	0	5	0
Niagara	26	0	40	0	0	0	0	0	7	0	3	0	50	3	18	3	9	0	2	0	155	6
Oneida	24	0	30	0	3	0	6	0	3	1	1	1	67	2	4	4	3	0	3	0	144	8
Onondaga	47	0	47	0	1	0	3	0	2	2	3	1	152	4	12	4	3	0	3	0	273	11
Ontario	9	0	28	3	1	0	0	0	0	0	1	1	48	0	7	2	2	0	2	0	98	6
Orange	21	0	46	4	0	0	1	0	1	0	1	0	51	0	9	4	3	0	1	0	134	8
Orleans	1	0	20	0	1	0	0	0	2	2	3	0	19	0	13	8	3	0	1	0	63	10
Oswego	11	0	15	1	0	0	9	0	1	1	1	1	38	0	2	1	1	0	2	0	80	4
Otsego	3	0	5	0	1	0	2	0	1	1	1	1	29	0	2	0	0	0	1	0	45	2
Out-Of-State	2	0	4	0	3	1	1	0	0	0	0	0	1	1	0	0	0	0	1	0	12	2
Putnam	11	0	14	0	0	0	1	0	4	1	1	0	86	1	0	0	2	1	0	0	119	3
Queens	2	0	0	0	0	0	0	0	0	0	0	0	0	0	1	0	0	0	0	0	3	0
Rensselaer	21	0	14	1	2	0	0	0	4	0	8	0	28	0	8	3	1	0	5	0	91	4
Rockland	4	0	32	0	0	0	0	0	1	1	0	0	31	2	7	1	1	0	3	0	79	4
Saratoga	8	0	37	1	2	0	3	0	11	2	10	2	62	2	9	4	1	0	2	0	145	11
Schenectady	31	0	21	1	0	0	1	0	1	0	3	1	48	0	5	2	1	0	5	0	116	4
Schoharie	5	0	7	0	0	0	0	0	2	2	3	3	7	0	4	3	0	0	2	0	30	8
Schuyler	2	0	12	1	0	0	1	0	2	2	0	0	3	0	8	6	2	2	1	0	31	11
Seneca	2	0	8	0	0	0	2	0	1	1	1	0	21	0	1	1	3	0	0	0	39	2
St. Lawrence	8	0	9	0	0	0	3	0	0	0	3	0	50	2	27	2	0	0	0	0	100	4
Steuben	9	0	27	1	1	0	1	0	1	0	0	0	33	5	2	0	1	0	1	0	76	6
Suffolk	17	0	28	0	0	0	0	0	0	0	1	0	47	3	56	0	5	0	1	0	155	3
Sullivan	6	0	14	1	1	1	0	0	1	1	3	2	8	0	0	0	1	0	1	0	35	5
Tioga	7	1	21	0	4	1	2	0	2	0	0	0	28	1	12	7	1	0	0	0	77	10
Tompkins	11	0	20	0	3	1	3	0	3	2	3	1	82	1	10	3	4	0	5	0	144	8
Ulster	12	0	36	2	0	0	2	0	3	0	4	2	27	0	6	5	5	1	2	0	97	10
Unknown	0	0	0	0	0	0	1	0	0	0	0	0	0	0	0	0	0	0	0	0	1	0
Warren	14	0	4	0	0	0	0	0	0	0	0	0	11	0	1	0	0	0	1	0	31	0
Washington	11	0	16	1	5	0	3	0	1	0	3	2	17	0	3	2	0	0	0	0	59	5
Wayne	8	0	21	2	0	0	1	0	0	0	2	1	20	0	7	7	0	0	2	0	61	10
Westchester	33	0	87	6	0	0	1	0	40	22	4	1	360	7	57	23	21	2	6	0	609	61
Wyoming	3	0	12	0	3	0	0	0	0	0	3	0	16	1	3	1	1	0	1	0	42	2
Yates	3	0	11	0	0	0	0	0	1	0	0	0	5	0	3	1	2	0	1	0	26	1
<b>Total</b>	<b>719</b>	<b>1</b>	<b>1250</b>	<b>38</b>	<b>70</b>	<b>7</b>	<b>80</b>	<b>1</b>	<b>290</b>	<b>62</b>	<b>111</b>	<b>26</b>	<b>2791</b>	<b>64</b>	<b>876</b>	<b>162</b>	<b>127</b>	<b>7</b>	<b>116</b>	<b>2</b>	<b>6,430</b>	<b>370</b>

Any unlisted county had no specimens processed during the reporting period.

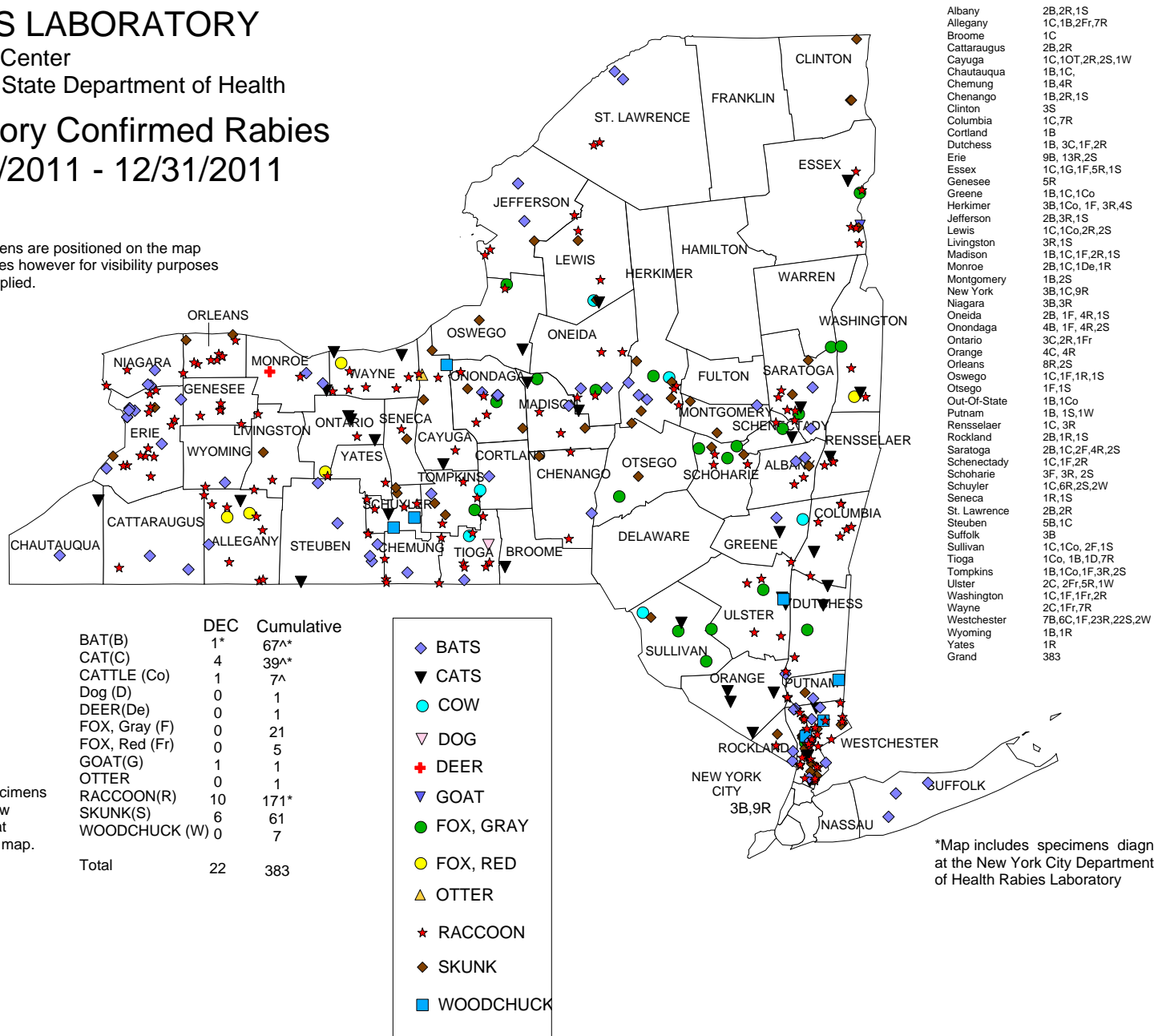
# RABIES LABORATORY

Wadsorth Center  
New York State Department of Health

## Laboratory Confirmed Rabies

01/01/2011 - 12/31/2011

positive specimens are positioned on the map  
using coordinates however for visibility purposes  
spacing was applied.







**LABORATORY CONFIRMED RABIES**  
**NY State Dept of Health Rabies Laboratory**  
**10-Year Period**

	<b>2002</b>	<b>2003</b>	<b>2004</b>	<b>2005</b>	<b>2006</b>	<b>2007</b>	<b>2008</b>	<b>2009</b>	<b>2010</b>	<b>2011</b>
BAT	102	90	118	81	127	104	112	79	68	64
BEAR	-	1	-	-	-	-	-	-	-	-
BEAVER	-	-	-	1	-	-	-	-	-	-
BOBCAT	-	2	-	-	-	-	-	1	-	-
CAMEL	-	-	-	-	-	-	-	-	-	-
CAT	31	27	19	21	25	17	24	27	43	38
CATTLE	12	3	2	9	6	-	6	3	6	7
COYOTE	-	1	1	1	-	-	1	-	2	-
DEER	5	2	3	2	-	2	2	-	2	1
DOG	3	1	1	1	1	1	1	-	1	1
FISHER	-	-	-	-	-	1	-	2	-	0
FOX	-	-	-	-	-	-	1	-	-	0
FOX, GRAY	26	16	25	21	25	17	12	14	31	21
FOX, RED	12	3	5	3	6	8	7	10	3	5
GOAT	-	2	-	-	-	-	-	1	-	1
GUINEAPIG	-	1	-	-	-	-	-	-	-	-
HORSE	2	1	-	2	2	2	1	1	2	-
MULE	-	-	-	1	-	-	-	-	-	-
OPOSSUM	-	-	-	-	-	-	-	-	1	-
OTTER	1	1	1	-	1	-	-	-	-	1
RABBIT	-	-	-	-	-	-	1	-	-	-
RACCOON	355	198	264	357	320	282	263	226	250	162
SHEEP	-	-	-	-	-	-	-	1	1	62
SKUNK	176	76	104	89	95	75	63	72	85	7
WOODCHUCK	8	4	5	3	4	6	4	3	5	64
<b>TOTAL</b>	<b>732</b>	<b>429</b>	<b>548</b>	<b>592</b>	<b>612</b>	<b>515</b>	<b>498</b>	<b>440</b>	<b>499</b>	<b>370</b>

**OPERATIONS DATA**  
**WADSWORTH CENTER RABIES LABORATORY**  
**15-Year History**

**Specimens**

1997    1998    1999    2000    2001    2002    2003    2004    2005    2006    2007    2008    2009    2010    2011

**Received**

Animal carcass and heads	9449	9866	9423	10040	8973	8481	8236	8459	8318	8928	9730	9345	7275	6642	6430
Human Sera	2616	2003	2303	2125	2369	1997	2105	2258	2179	2000	2167	1529	1272	1042	964
Animal sera	588	176	932	963	1188	971	852	2108	2806	1290	1389	3003	1503	1815	753
Direct Fluorescent antibody	17623	17420	17990	18605	15055	14500	15100	18200	17500	17225	16450	15525	11449	10398	8962
Neutralization for rabies antibody	3314	2979	4075	3588	3825	3640	3710	5112	5369	3931	3756	1881	1775	1437	1896
Cell culture virus isolation	294	280	269	258	315	250	169	177	152	151	128	116	110	104	104
Mouse inoculation	36	25	18	21	0	5	3	0	0	0	0	0	0	0	0
Monoclonal antibody typing of virus strain	188	171	221	198	75	170	166	160	17	138	132	88	92	82	83

# RABIES LABORATORY WADSWORTH CENTER

## EXAMINATIONS FOR RABIES IN ANIMALS, 2011

**Total Processed: 6430**

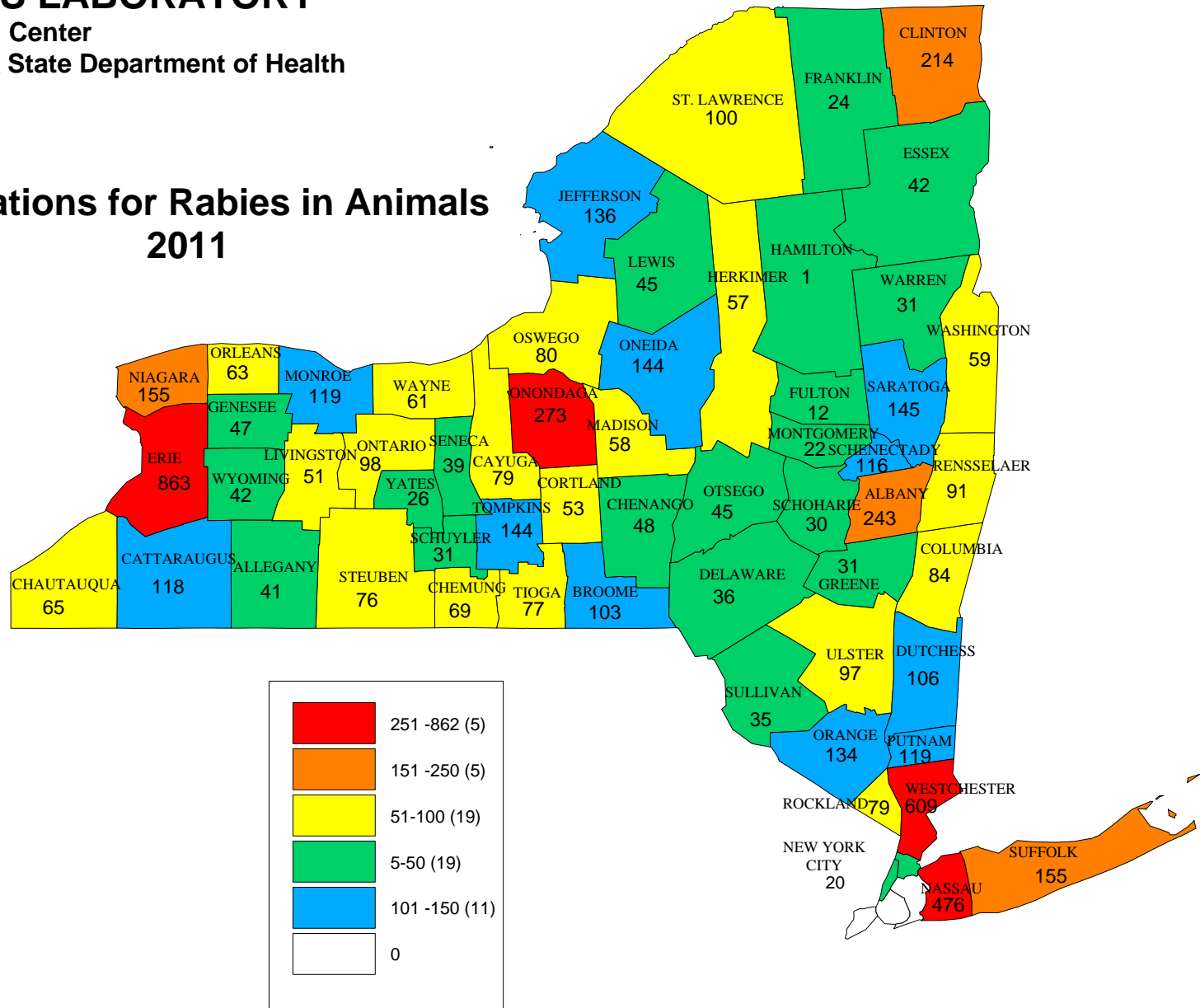
Albany	243
Allegany	41
Broome	103
Cattaraugus	118
Cayuga	79
Chautauqua	65
Chemung	69
Chenango	48
Clinton	214
Columbia	84
Cortland	53
Delaware	36
Dutchess	106
Erie	863
Essex	42
Franklin	24
Fulton	12
Genesee	47
Greene	31
Hamilton	1
Herkimer	57
Jefferson	136
Lewis	45
Livingston	51
Madison	58
Monroe	119
Montgomery	22
Nassau	476
New York	20
Niagara	155
Oneida	144

Onondaga	273
Ontario	98
Orange	134
Orleans	63
Oswego	80
Otsego	45
Out-Of-State	12
Putnam	119
Rensselaer	91
Rockland	79
Saratoga	145
Schenectady	116
Schoharie	30
Schuyler	31
Seneca	39
St. Lawrence	100
Steuben	76
Suffolk	155
Sullivan	35
Tioga	77
Tompkins	144
Ulster	97
Warren	31
Washington	59
Wayne	61
Westchester	609
Wyoming	42
Yates	26

# RABIES LABORATORY

Wadsorth Center  
New York State Department of Health

## Examinations for Rabies in Animals 2011



# HUMAN RABIES ANTIBODY

## Serum Neutralization Tests, 2011

Wadsworth Center Rabies Laboratory

Total: 964

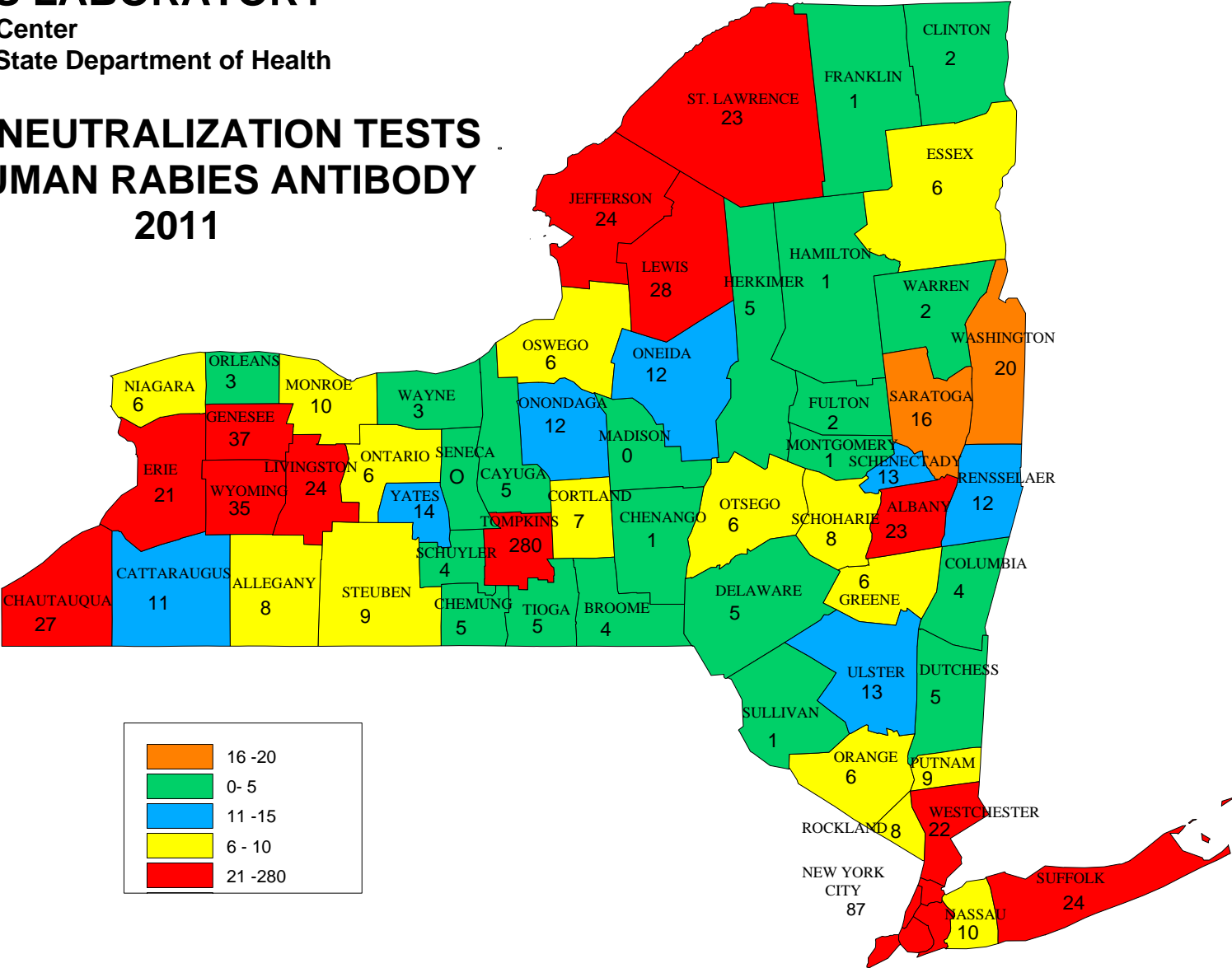
<b>Albany</b>	23	<b>Oneida</b>	12
<b>Allegany</b>	8	<b>Onondaga</b>	12
<b>Broome</b>	4	<b>Ontario</b>	6
<b>Cattaraugus</b>	11	<b>Orange</b>	6
<b>Cayuga</b>	5	<b>Orleans</b>	3
<b>Chautauqua</b>	27	<b>Oswego</b>	6
<b>Chemung</b>	5	<b>Otsego</b>	6
<b>Chenango</b>	1	<b>Out-Of-State</b>	17
<b>Clinton</b>	2	<b>Putnam</b>	9
<b>Columbia</b>	4	<b>Rensselaer</b>	12
<b>Cortland</b>	7	<b>Rockland</b>	8
<b>Delaware</b>	5	<b>Saratoga</b>	16
<b>Dutchess</b>	5	<b>Schenectady</b>	13
<b>Erie</b>	21	<b>Schoharie</b>	8
<b>Essex</b>	6	<b>Schuyler</b>	4
<b>Franklin</b>	1	<b>St. Lawrence</b>	23
<b>Fulton</b>	2	<b>Steuben</b>	9
<b>Genesee</b>	37	<b>Suffolk</b>	24
<b>Greene</b>	6	<b>Sullivan</b>	1
<b>Herkimer</b>	5	<b>Tioga</b>	5
<b>Jefferson</b>	24	<b>Tompkins</b>	280
<b>Lewis</b>	28	<b>Ulster</b>	13
<b>Livingston</b>	24	<b>Warren</b>	2
<b>Monroe</b>	10	<b>Washington</b>	20
<b>Montgomery</b>	1	<b>Wayne</b>	3
<b>Nassau</b>	10	<b>Westchester</b>	22
<b>New York City</b>	87	<b>Wyoming</b>	35
<b>Niagara</b>	6	<b>Yates</b>	14

# RABIES LABORATORY

Wadsorth Center

New York State Department of Health

## SERUM NEUTRALIZATION TESTS FOR HUMAN RABIES ANTIBODY 2011



# Total Specimens Processed by Species

Wadsworth Center Rabies Laboratory

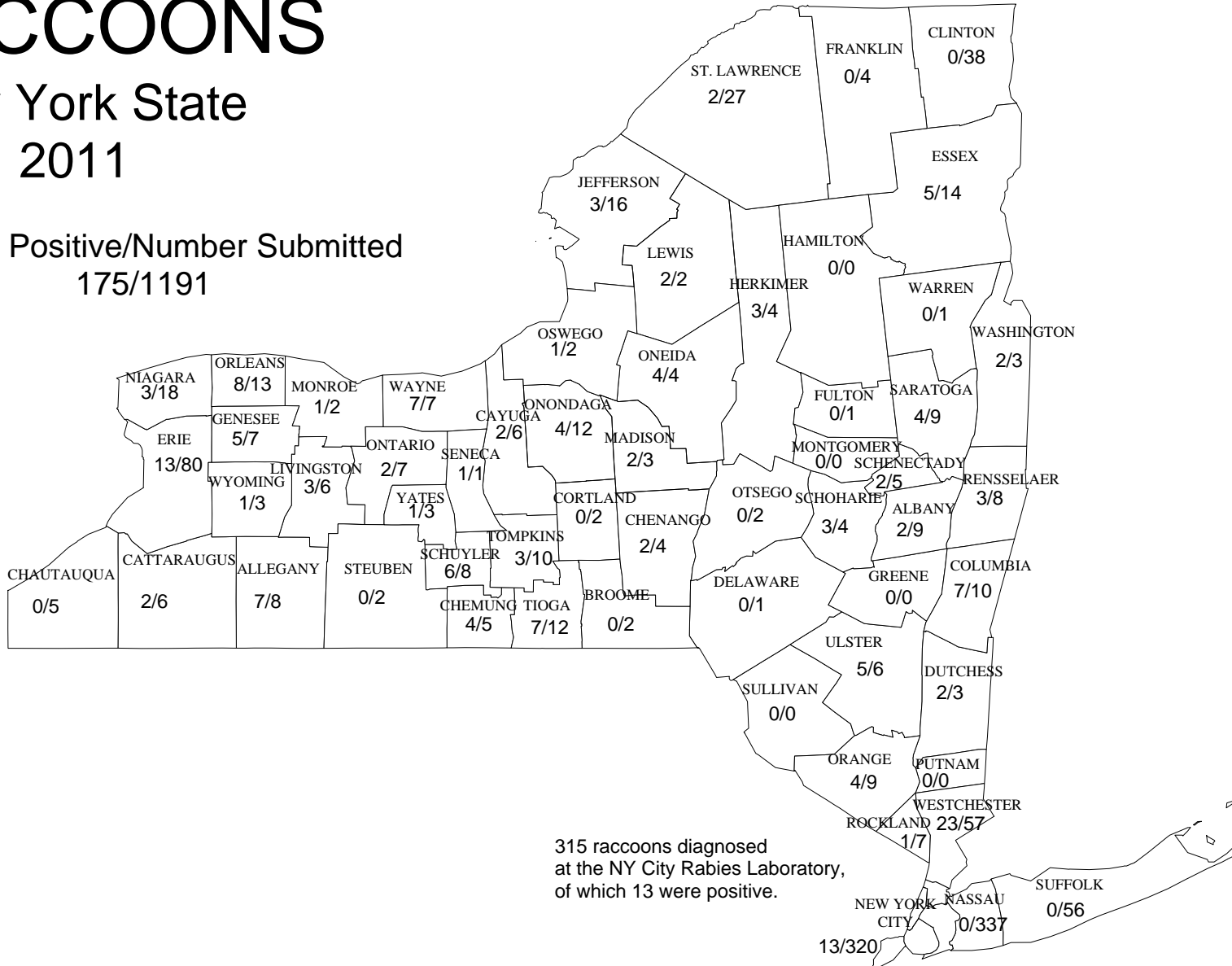
2011

Species	Totals Submissions	Total Positives
ALPACA	6	0
BAT	10	0
BAT, Big Brown	2573	58
BAT, Hoary	6	1
BAT, Myotis K.	15	0
BAT, Red	11	1
BAT, Silverhair	17	1
BAT, Small Brown	159	3
BEAR	2	0
BEAVER	1	0
BOBCAT	2	0
CAMEL	1	0
CAT	1250	38
CATTLE	70	7
CHIPMUNK	5	0
COYOTE	7	0
DEER	48	1
DOG	719	1
DONKEY	7	0
FERRET	2	0
FISHER	2	0
FOX	3	0
FOX, Gray	46	21
FOX, Red	62	5
GOAT	27	1
GUINEA PIG	1	0
HAMSTER	1	0
HORSE	33	0
HYRAX	1	0
LLAMA	1	0
MINK	4	0
MOUSE	1	0
MUSKRAT	6	0
OPPOSSUM	34	0
OTTER	1	1
PIG	2	0
PORCUPINE	2	0
RABBIT	3	0
RABBIT, Domestic	2	0
RABBIT, Wild	2	0
RACCOON	876	162
RAT	1	0
REINDEER	1	0
SHEEP	10	0
SKUNK	290	62
SQUIRREL	2	0
SQUIRREL, Flying	4	0
SQUIRREL, Gray	19	0
SUGAR GLIDER	1	0
VOLE	1	0
WEASEL	2	0
WOODCHUCK	78	7
Grand	6430	370

# RACCOONS

## New York State 2011

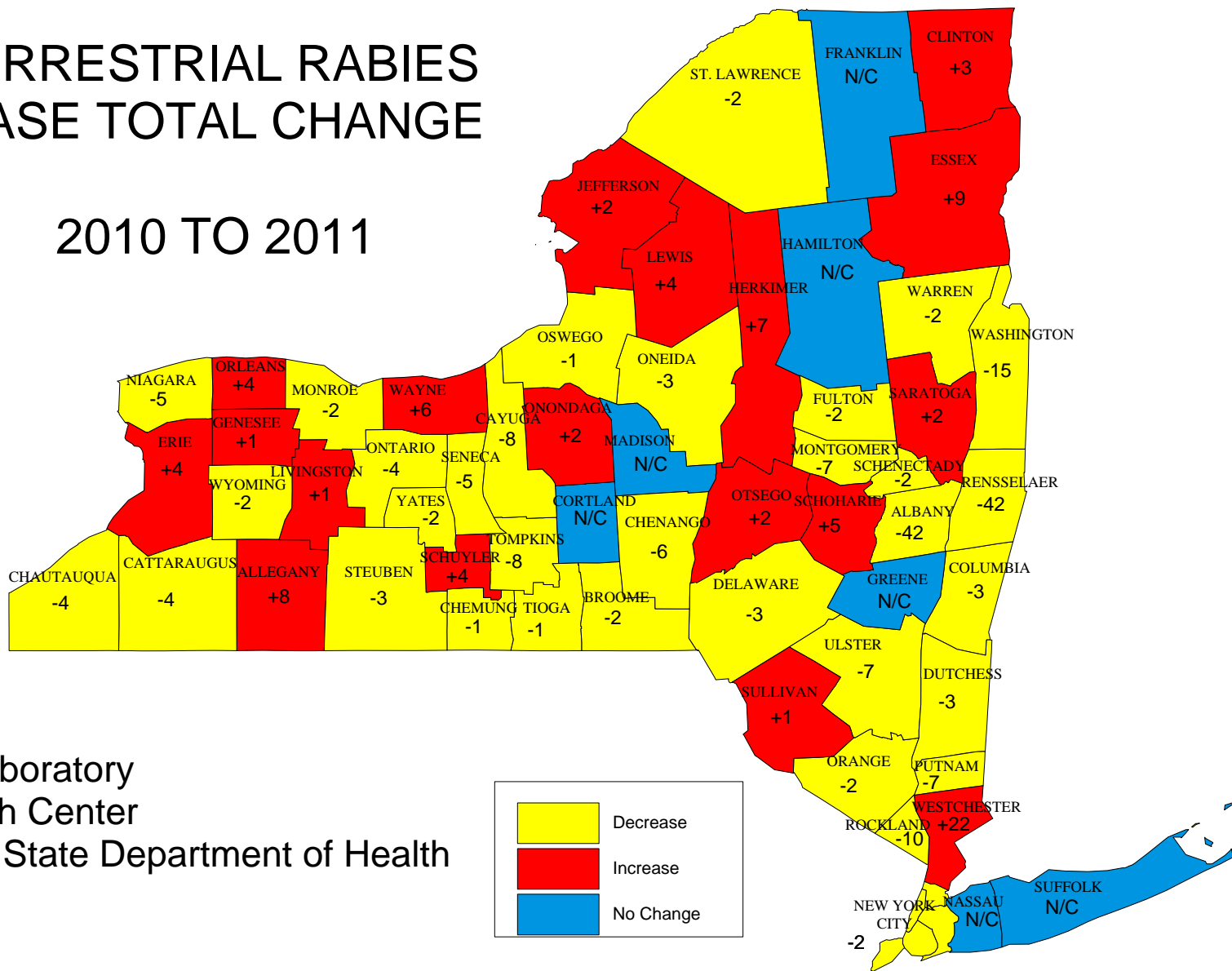
Number Positive/Number Submitted  
175/1191





# TERRESTRIAL RABIES CASE TOTAL CHANGE

2010 TO 2011



Rabies Laboratory  
Wadsworth Center  
New York State Department of Health

# RACCON -HUMAN INTERACTIONS

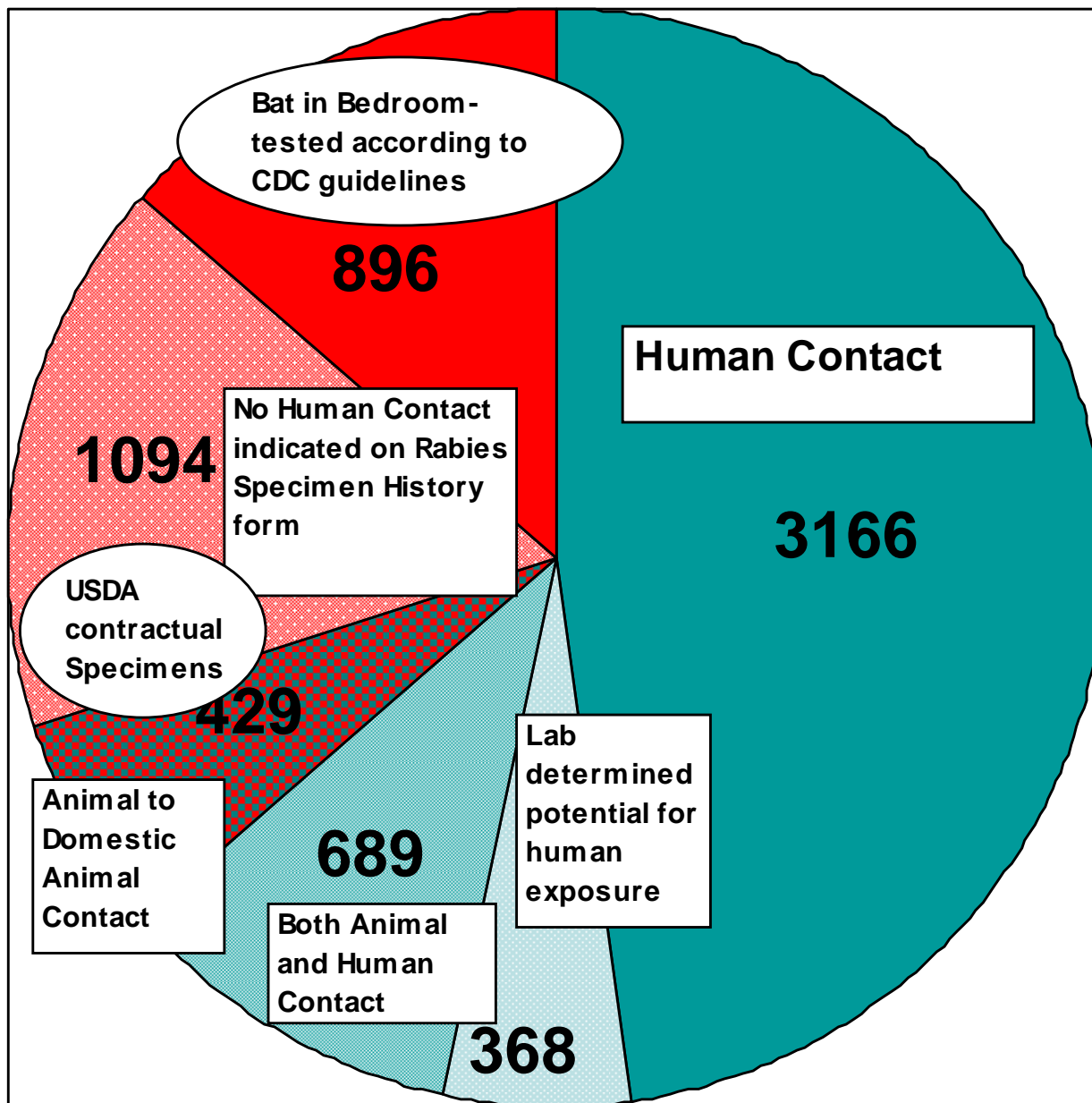
## WADSWORTH CENTER RABIES LABORATORY

### 2002 -2011

<b>Raccoon Submissions</b>										
	2011	2010	2009	2008	2007	2006	2005	2004	2003	2002
<u>Total</u>	876	954	1063	1720	1820	1349	1127	1321	562	803
<u>Positive</u>	162	250	226	263	282	320	334	253	195	339
<u>Negative</u>	689	677	794	1408	1476	977	737	1009	343	444
<u>Unsatisfactory</u>	25	27	43	49	62	52	56	59	24	20
<b>Contact with Humans</b>										
<u>Total</u>	282	194	245	197	276	239	206	236	142	196
<u>Positive</u>	48	58	47	47	70	61	50	62	37	78
<u>Negative</u>	213	132	194	149	204	171	156	157	99	114
<u>Unsatisfactory</u>	21	4	4	1	2	7	0	17	6	4
<b>Contact with Cats</b>										
<u>Total</u>	17	11	38	46	42	30	42	44	28	56
<u>Positive</u>	10	4	19	22	20	13	22	19	18	32
<u>Negative</u>	7	5	17	21	21	17	18	23	9	24
<u>Unsatisfactory</u>	0	2	2	3	1	0	2	2	1	0
<b>Contact with Dogs</b>										
<u>Total</u>	170	190	237	227	295	293	292	276	200	287
<u>Positive</u>	76	112	112	120	140	169	144	135	105	173
<u>Negative</u>	92	70	118	105	144	119	142	136	88	109
<u>Unsatisfactory</u>	2	8	7	2	11	5	6	5	7	5
<b>Contact with other Domestic</b>										
<u>Total</u>	21	24	17	-	-	-	-	-	-	-
<u>Positive</u>	15	11	10	-	-	-	-	-	-	-
<u>Negative</u>	4	13	5	-	-	-	-	-	-	-
<u>Unsatisfactory</u>	2	0	1	-	-	-	-	-	-	-

# 2010 Rabies Specimen Submissions

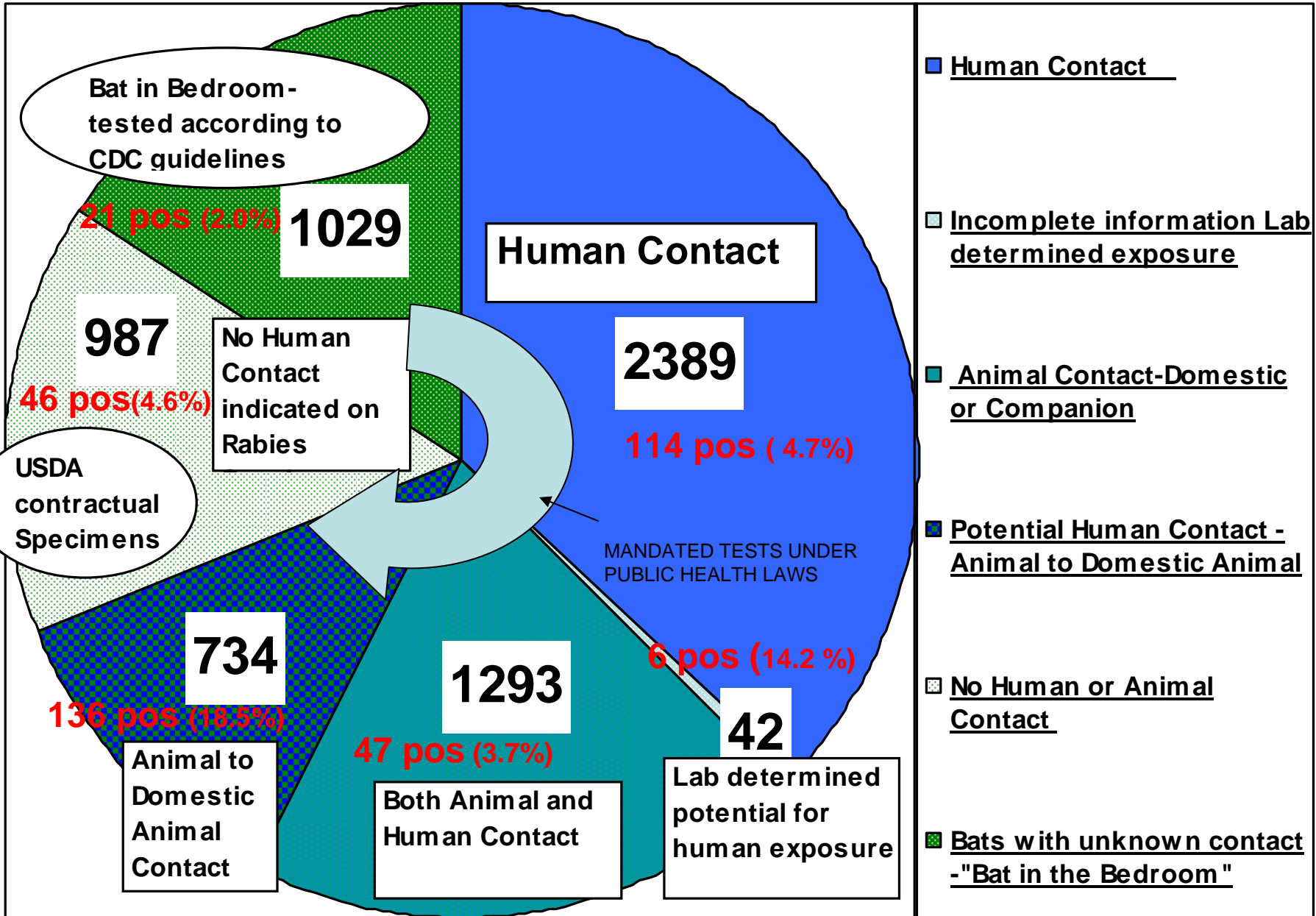
TOTAL SPECIMENS RECEIVED 6642



- Human Contact Total Specimens = 4223
- Incomplete information Lab determined exposure
- Animal Contact-Domestic or Companion
- Potential Human Contact - Animal to Domestic Animal
- No Human or Animal Contact Total =2419 specimens
- Bats with unknown contact -"Bat in the Bedroom"

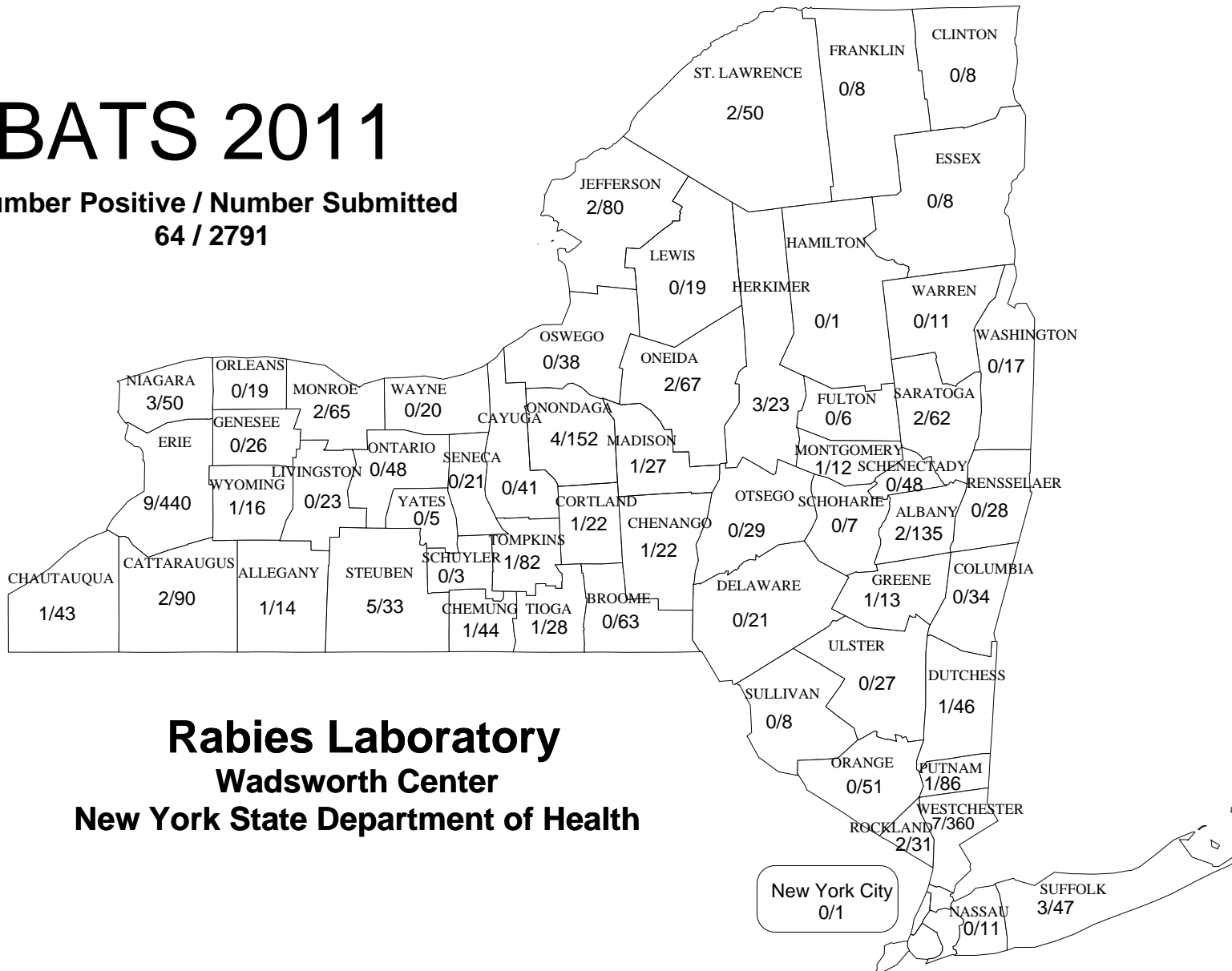
# 2011 Rabies Specimen Submissions

TOTAL SPECIMENS RECEIVED = 6430



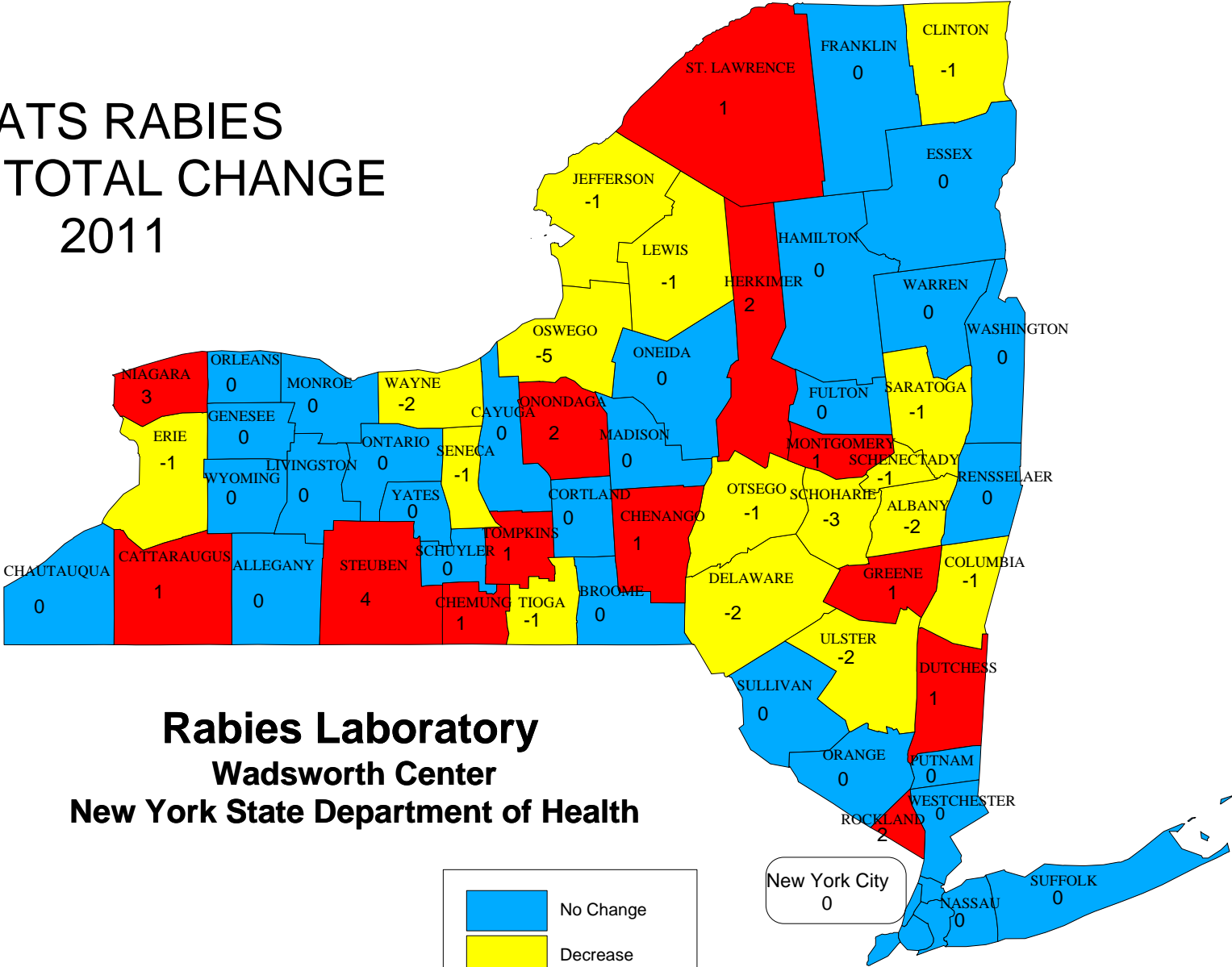
# BATS 2011

**Number Positive / Number Submitted**  
**64 / 2791**

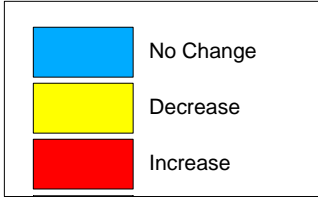


**Rabies Laboratory**  
**Wadsworth Center**  
**New York State Department of Health**

# BATS RABIES CASE TOTAL CHANGE 2011



**Rabies Laboratory  
Wadsworth Center  
New York State Department of Health**



# Bat- Human /Animal Interactions

## Wadsworth Center Rabies Laboratory

2002 through 2011

<b>Bat Submissions</b>										
	<b>2011</b>	<b>2010</b>	<b>2009</b>	<b>2008</b>	<b>2007</b>	<b>2006</b>	<b>2005</b>	<b>2004</b>	<b>2003</b>	<b>2002</b>
<u>Total</u>	2791	2886	3298	4358	4345	4145	3856	3595	4015	3827
<u>Positive</u>	64	69	79	112	104	127	80	115	90	99
<u>Negative</u>	2521	2601	3035	3982	3863	3713	3465	3306	3598	3495
<u>Unsatisfactory</u>	206	196	184	264	378	305	311	174	327	233
<b><u>Contact with Humans</u></b>										
<u>Total</u>	1762	1883	1925	1920	561	607	611	529	619	705
<u>Positive</u>	43	39	41	43	20	28	21	22	16	23
<u>Negative</u>	1603	1726	1795	1768	502	513	548	478	550	629
<u>Unsatisfactory</u>	116	119	89	109	39	66	42	29	53	53
<b><u>Contact with Cats</u></b>										
<u>Total</u>	506	359	726	919	813	898	895	892	797	883
<u>Positive</u>	11	7	14	26	10	25	17	15	14	27
<u>Negative</u>	450	341	666	839	756	824	816	837	735	807
<u>Unsatisfactory</u>	45	11	46	54	47	49	62	40	48	49
<b><u>Contact with Dogs</u></b>										
<u>Total</u>	201	169	339	417	324	285	234	241	289	255
<u>Positive</u>	10	4	14	14	20	23	6	17	9	18
<u>Negative</u>	177	149	303	364	281	250	209	211	264	218
<u>Unsatisfactory</u>	14	16	22	39	23	12	19	13	16	19





**Rabies Lab - NYS Dept. of Health  
Rositive Totals, 1992 - 2011**

	1992	1993	1994	1995	1996	1997	1998	1999	2000	2001	2002	2003	2004	2005	2006	2007	2008	2009	2010	2011
Bat	4	-	-	2	1	3	9	1	3	1	3	-	-	1	-	1	1	2	-	-
Bat, Big Brown	49	48	34	39	64	70	89	101	108	95	86	84	106	67	114	90	98	64	61	58
Bat, Hoary	1	2	1	2	2	1	4	2	1	1	2	-	-	2	1	2	5	1	2	1
Bat, N. Long Ear	2	-	3	1	1	2	1	-	-	-	-	-	-	1	2	-	1	2	-	-
Bat, Pipistrelle	-	-	-	-	1	-	-	4	3	3	-	-	1	-	-	-	-	2	-	-
Bat, Red	-	1	-	1	-	1	1	-	1	1	1	1	2	3	2	3	-	1	-	1
Bat, Silverhair	-	1	-	-	1	1	1	-	-	-	-	2	-	-	-	-	1	5	2	1
Bat, Small Brown	3	3	3	3	4	2	11	9	8	8	7	3	6	6	8	8	6	5	3	3
Bear	-	-	-	-	-	-	-	1	-	-	-	1	-	-	-	-	-	-	-	-
Beaver	1	3	1	1	-	-	-	-	-	1	-	-	-	1	-	-	-	-	-	-
Bobcat	-	-	-	1	-	2	-	1	-	-	-	2	-	-	-	-	-	1	-	-
Cat	35	48	31	27	28	21	28	31	29	31	29	27	18	21	25	17	24	27	43	38
Cattle	20	18	9	9	9	15	8	9	7	6	12	3	2	9	6	-	6	3	6	7
Coyote	2	2	-	-	1	-	-	-	-	-	-	1	1	1	-	-	1	-	2	-
Deer	5	20	1	2	1	-	1	1	-	-	5	2	3	2	-	2	2	-	2	1
Dog	7	6	4	3	4	5	-	-	1	2	3	1	1	1	1	1	1	-	1	1
Ferret	-	-	-	1	-	-	1	-	-	-	-	-	-	-	-	-	-	-	-	-
Fisher	-	-	1	-	-	-	-	-	-	-	-	-	-	-	-	1	-	-	-	-
Fox	-	-	-	-	-	-	-	-	-	-	-	-	-	-	-	-	1	-	-	-
Fox, Gray	14	16	11	22	23	43	40	38	37	24	26	16	25	21	25	17	12	14	31	21
Fox, Red	88	17	11	10	13	10	11	6	8	12	12	3	5	3	6	8	7	10	3	5
Goat	-	1	-	-	1	2	-	-	13	1	-	2	-	-	-	-	-	1	-	1
Guinea Pig	-	-	-	-	-	-	-	-	-	-	-	1	-	-	-	-	-	-	-	-
Horse	4	4	7	3	2	2	4	7	1	2	2	1	-	2	2	2	1	-	2	-
Llama	-	-	-	-	-	-	-	-	-	-	-	-	-	-	-	-	-	-	-	-
Mongoose	-	-	-	-	-	-	-	-	-	-	-	-	-	-	-	-	-	-	-	-
Mule	-	-	-	-	-	-	-	-	-	-	-	-	-	1	-	-	-	-	-	-
Muskrat	1	-	-	-	-	-	-	-	-	-	-	-	-	-	-	-	-	-	-	-
Opossum	2	2	-	-	-	2	-	-	1	-	-	-	-	-	-	-	-	-	-	-
Otter	-	-	-	-	-	-	1	-	-	-	-	-	1	1	-	1	-	-	-	1
Pig	1	1	-	-	-	-	-	-	-	-	-	-	-	-	-	-	-	-	-	-
Rabbit	-	-	-	-	-	1	-	-	-	3	-	-	-	-	-	-	-	-	-	-
Rabbit, Domestic	1	-	1	-	1	-	-	-	-	-	-	-	-	-	-	-	1	-	-	-
Raccoon	1358	2320	1271	842	684	836	689	513	410	415	339	195	253	334	320	282	263	226	250	162
Sheep	1	-	-	-	-	2	-	-	-	-	-	-	-	-	-	-	-	1	1	-
Skunk	105	160	168	182	229	236	195	187	202	164	172	74	103	86	95	75	63	72	85	62
Woodchuck	18	19	13	7	10	10	8	10	4	12	8	4	5	3	4	6	4	3	5	7
Other Wild	-	-	-	-	-	-	-	-	1	-	-	-	-	-	-	-	-	-	-	-
	1722	2692	1570	1158	1080	1267	1102	921	838	782	707	424	532	565	612	515	498	440	499	370

**Percent Change - Specimen Submissions**  
**Wadsworth Center Rabies Laboratory**  
**2010 to 2011**

	<b>2010</b>	<b>2011</b>	<b>Change</b>	<b>% Change</b>
Albany	433	243	-190	-78%
Allegany	45	41	-4	-10%
Broome	99	103	4	4%
Cattaraugus	136	118	-18	-15%
Cayuga	134	79	-55	-70%
Chautauqua	86	65	-21	-32%
Chemung	61	69	8	12%
Chenango	57	48	-9	-19%
Clinton	101	214	113	53%
Columbia	95	84	-11	-13%
Cortland	35	53	18	34%
Delaware	44	36	-8	-22%
Dutchess	112	106	-6	-6%
Erie	819	863	44	5%
Essex	36	42	6	14%
Franklin	35	24	-11	-46%
Fulton	21	12	-9	-75%
Genesee	29	47	18	38%
Greene	35	31	-4	-13%
Hamilton	3	1	-2	-200%
Herkimer	48	57	9	16%
Jefferson	107	136	29	21%
Lewis	43	45	2	4%
Livingston	56	51	-5	-10%
Madison	64	58	-6	-10%
Monroe	132	119	-13	-11%
Montgomery	30	22	-8	-36%
Nassau	354	476	122	26%
New York	32	20	-12	-38%
Niagara	123	155	32	21%
Oneida	141	144	3	2%
Onondaga	271	273	2	1%
Ontario	86	98	12	12%
Orange	138	134	-4	-3%
Orleans	82	63	-19	-30%
Oswego	110	80	-30	-38%
Otsego	82	45	-37	-82%
Out-Of-State	14	12	-2	-17%
Putnam	115	119	4	3%
Rensselaer	229	91	-138	-152%
Rockland	84	79	-5	-6%
Saratoga	133	145	12	8%
Schenectady	111	116	5	4%
Schoharie	34	30	-4	-13%
Schuyler	26	31	5	16%
Seneca	26	39	13	33%
St. Lawrence	131	100	-31	-31%
Steuben	77	76	-1	-1%
Suffolk	136	155	19	12%
Sullivan	33	35	2	6%
Tioga	71	77	6	8%
Tompkins	159	144	-15	-10%
Ulster	137	97	-40	-41%
Warren	41	31	-10	-32%
Washington	99	59	-40	-68%
Wayne	60	61	1	2%
Westchester	531	609	78	13%
Wyoming	59	42	-17	-40%
Yates	21	26	5	19%
<b>Grand</b>	<b>6642</b>	<b>6430</b>	<b>-212</b>	<b>-3%</b>

# Percent Change - Specimen Submissions

## Wadsworth Center Rabies Laboratory

Known or Potential Human Contact

	2011	2010	CHANGE	PERCENT CHANGE
Albany	132	135	-3	-2%
Allegany	22	30	-8	-27%
Broome	89	88	1	1%
Cattaraugus	93	99	-6	-6%
Cayuga	49	82	-33	-40%
Chautauqua	54	69	-15	-22%
Chemung	37	34	3	9%
Chenango	37	25	12	48%
Clinton	39	47	-8	-17%
Columbia	59	58	1	2%
Cortland	42	28	14	50%
Delaware	33	33	0	0%
Dutchess	82	77	5	6%
Erie	639	697	-58	-8%
Essex	19	26	-7	-27%
Franklin	18	23	-5	-22%
Fulton	8	16	-8	-50%
Genesee	40	27	13	48%
Greene	24	26	-2	-8%
Hamilton	1	1	0	0%
Herkimer	24	26	-2	-8%
Jefferson	91	72	19	26%
Lewis	33	35	-2	-6%
Livingston	39	50	-11	-22%
Madison	40	48	-8	-17%
Monroe	113	118	-5	-4%
Montgomery	15	20	-5	-25%
Nassau	132	82	50	61%
New York	12	14	-2	-17%
Niagara	117	85	32	38%
Oneida	120	112	8	7%
Onondaga	252	248	4	2%
Ontario	87	76	11	14%
Orange	111	113	-2	-2%
Orleans	33	55	-22	-40%
Oswego	65	96	-31	-32%
Otsego	35	72	-37	-51%
Out-Of-State	4	6	-2	-33%
Putnam	35	41	-6	-15%
Rensselaer	61	82	-21	-26%
Rockland	64	65	-1	-2%
Saratoga	71	76	-5	-7%
Schenectady	82	70	12	17%
Schoharie	16	23	-7	-30%
Schuyler	16	16	0	0%
Seneca	33	13	20	154%
St. Lawrence	71	83	-12	-14%
Steuben	53	47	6	13%
Suffolk	80	61	19	31%
Sullivan	32	29	3	10%
Tioga	45	34	11	32%
Tompkins	120	118	2	2%
Ulster	72	96	-24	-25%
Warren	29	35	-6	-17%
Washington	51	79	-28	-35%
Wayne	47	39	8	21%
Westchester	148	201	-53	-26%
Wyoming	38	51	-13	-25%
Yates	23	15	8	53%
<b>Grand</b>	<b>4027</b>	<b>4223</b>	<b>-196</b>	<b>-5%</b>

**Animals Rabies Testing Performed by NYC Rabies Laboratory Compared to Previous Years by Animal**

2007-2011

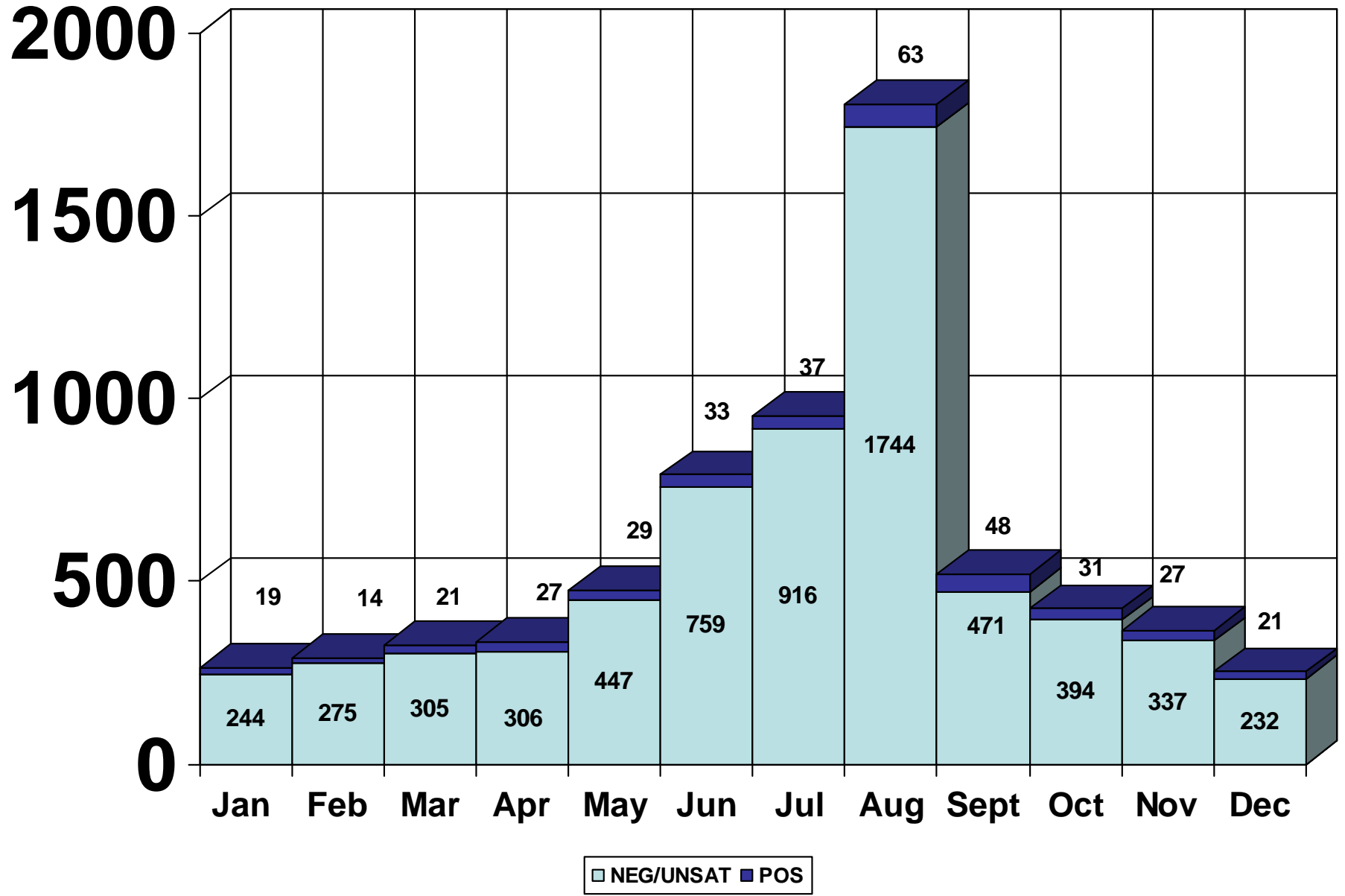
ANIMAL	2007			2008			2009			2010			2011		
	# tested	# pos	% pos	# tested	# pos	% pos	# tested	# pos	% pos	# tested	# pos	% pos	# tested	# pos	% pos
BAT	49	0	0.0%	48	2	0.0%	39	1	2.6%	38	3	7.9%	20	3	15.0%
BEAVER	0	0	0.0%	0	0	0.0%	0	0	0.0%	1	0	0.0%	0	0	0.0%
CAT	246	3	1.2%	178	1	0.6%	116	0	0.0%	87	1	1.1%	88	1	1.1%
COYOTE	0	0	0.0%	0	0	0.0%	0	0	0.0%	2	1	50.0%	1	0	0.0%
DEER	0	0	0.0%	0	0	0.0%	0	0	0.0%	0	0	0.0%	0	0	0.0%
DOG	89	0	0.0%	81	0	0.0%	38	0	0.0%	51	0	0.0%	28	0	0.0%
FERRET	1	0	0.0%	0	0	0.0%	0	0	0.0%	0	0	0.0%	0	0	0.0%
FOX	0	0	0.0%	0	0	0.0%	0	0	0.0%	0	0	0.0%	1	0	0.0%
GROUNDHOG	3	1	33.3%	0	0	0.0%	1	0	0.0%	1	0	0.0%	0	0	0.0%
GUINEA PIG	0	0	0.0%	0	0	0.0%	0	0	0.0%	0	0	0.0%	0	0	0.0%
HORSE	0	0	0.0%	0	0	0.0%	1	0	0.0%	0	0	0.0%	0	0	0.0%
HAMSTER	0	0	0.0%	0	0	0.0%	0	0	0.0%	0	0	0.0%	0	0	0.0%
MONKEY	0	0	0.0%	1	0	0.0%	0	0	0.0%	0	0	0.0%	0	0	0.0%
MUSKRAT	4	0	0.0%	6	0	0.0%	0	0	0.0%	0	0	0.0%	0	0	0.0%
OPOSSUM	65	0	0.0%	69	0	0.0%	70	0	0.0%	21	1	4.8%	26	0	0.0%
RABBIT	1	0	0.0%	0	0	0.0%	0	0	0.0%	0	0	0.0%	1	0	0.0%
RACCOON	309	37	12.0%	315	9	2.9%	292	28	9.6%	339	138	40.7%	144	9	6.3%
SKUNK	21	3	14.3%	34	7	20.6%	15	0	0.0%	11	1	9.1%	5	0	0.0%
SQUIRREL	4	0	0.0%	2	0	0.0%	1	0	0.0%	0	0	0.0%	0	0	0.0%
OTHER	2	0	0.0%	0	0	0.0%	0	0	0.0%	0	0	0.0%	1	0	0.0%
<b>Grand Total</b>	<b>794</b>	<b>44</b>	<b>5.5%</b>	<b>734</b>	<b>19</b>	<b>2.6%</b>	<b>573</b>	<b>29</b>	<b>5.1%</b>	<b>551</b>	<b>145</b>	<b>26.3%</b>	<b>315</b>	<b>13</b>	<b>4.1%</b>

**Animals Rabies Testing Performed by NYC Rabies Laboratory Compared to Previous Years by County**

2007-2011

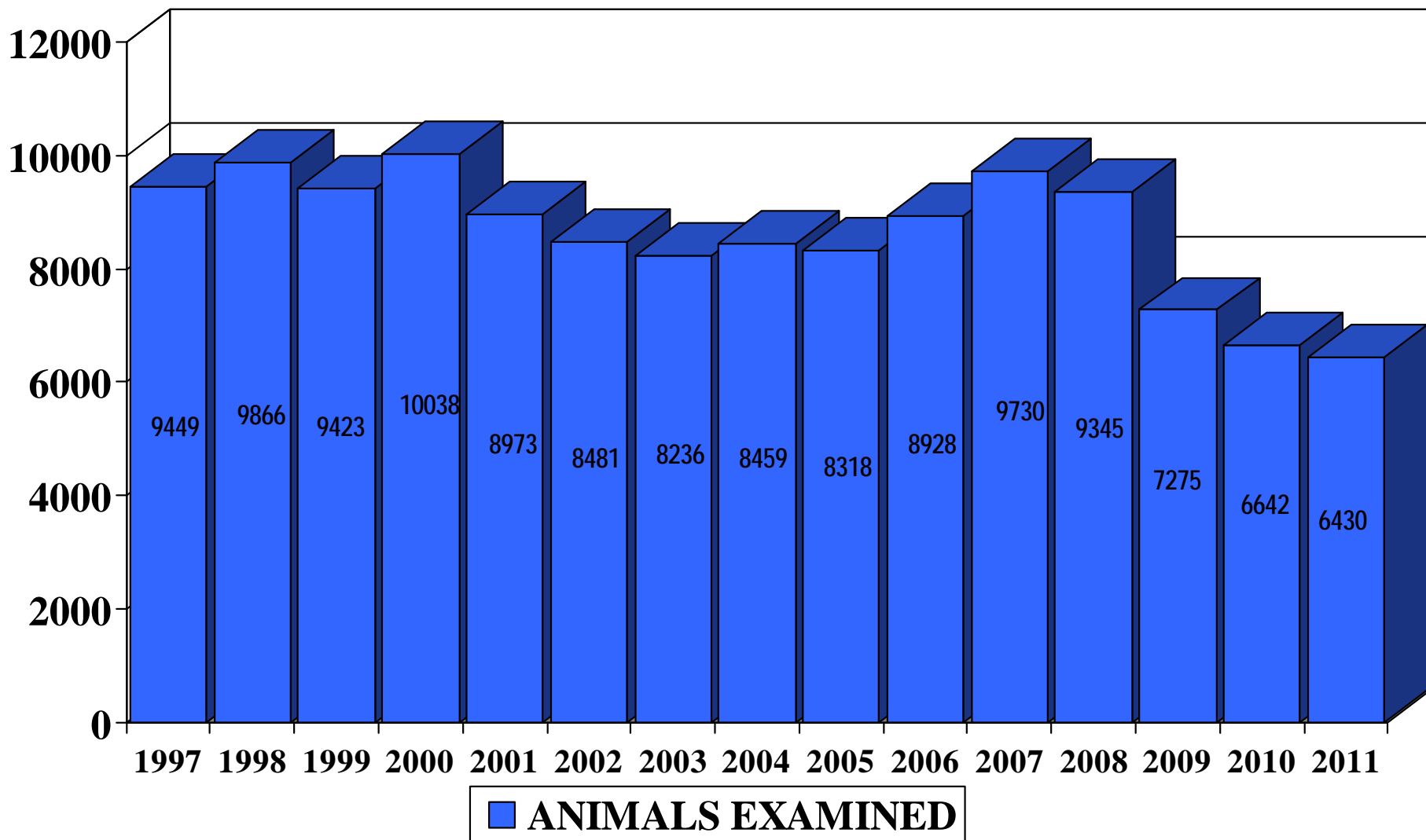
COUNTY	2007			2008			2009			2010			2011		
	# tested	# pos	% pos	# tested	# pos	% pos	# tested	# pos	% pos	# tested	# pos	% pos	# tested	# pos	% pos
BRONX	159	14	8.8%	178	13	7.3%	138	15	10.9%	81	18	22.2%	61	9	14.8%
BROOKLYN	89	0	0.0%	83	1	1.2%	65	0	0.0%	58	2	3.4%	54	0	0.0%
MANHATTAN	124	0	0.0%	97	0	0.0%	117	12	10.3%	267	123	46.1%	79	3	3.8%
QUEENS	199	1	0.5%	244	1	0.4%	204	1	0.5%	107	2	1.9%	71	0	0.0%
STATEN ISLAND	220	29	13.2%	129	4	3.1%	48	1	2.1%	38	0	0.0%	46	0	0.0%
OUTSIDE NYC	3	0	0.0%	3	0	0.0%	1	0	0.0%	0	0	0.0%	4	1	25.0%
<b>Grand Total</b>	<b>794</b>	<b>44</b>	<b>5.5%</b>	<b>734</b>	<b>19</b>	<b>2.6%</b>	<b>573</b>	<b>29</b>	<b>5.1%</b>	<b>551</b>	<b>145</b>	<b>26.3%</b>	<b>315</b>	<b>13</b>	<b>4.1%</b>

# SPECIMENS RECEIVED 2011

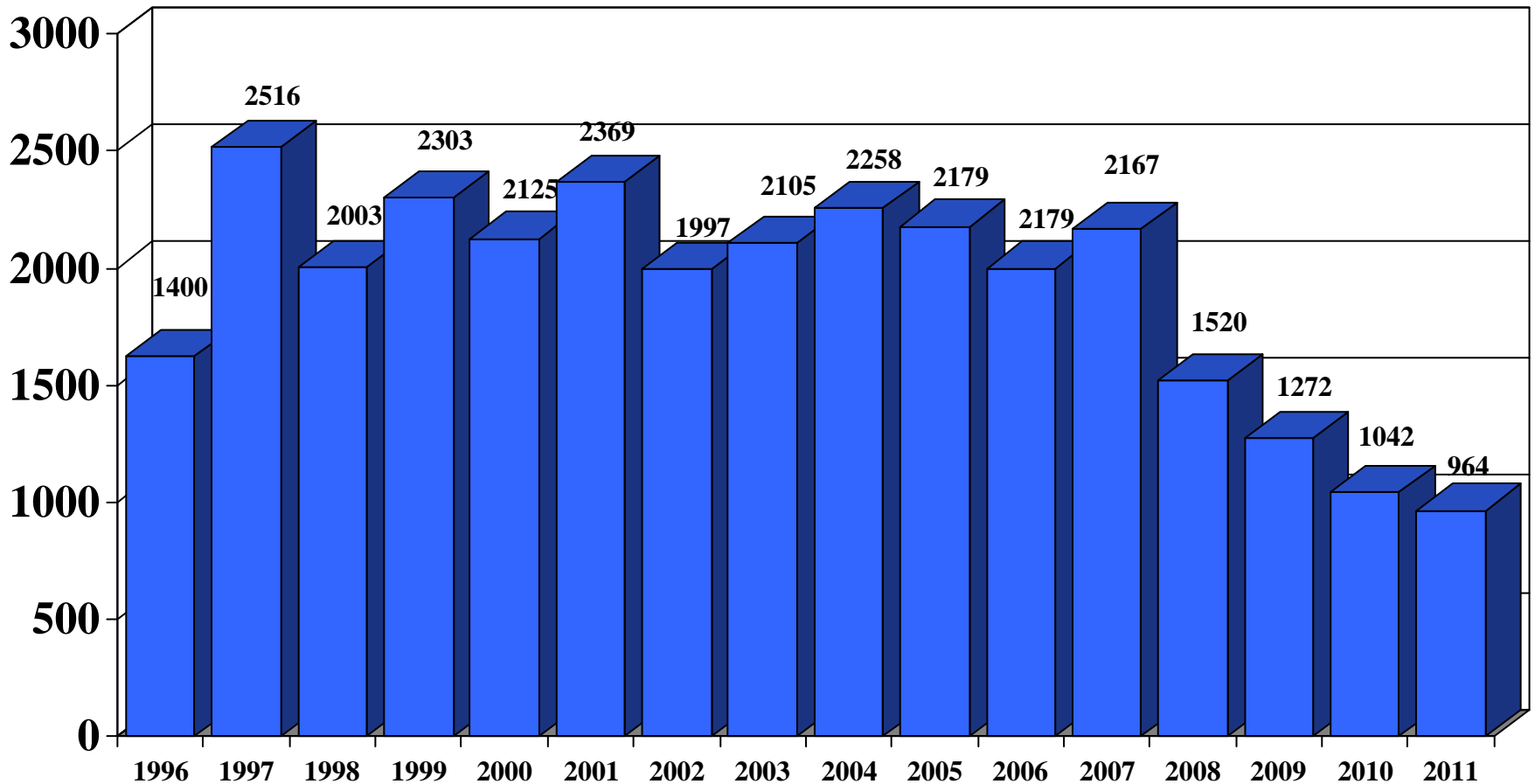


# ANIMALS EXAMINED

Wadsworth Center Rabies Laboratory  
15 year period



# RABIES ANTIBODY TESTS HUMAN SERUM WADSWORTH CENTER RABIES LABORATORY 15-YEAR PERIOD

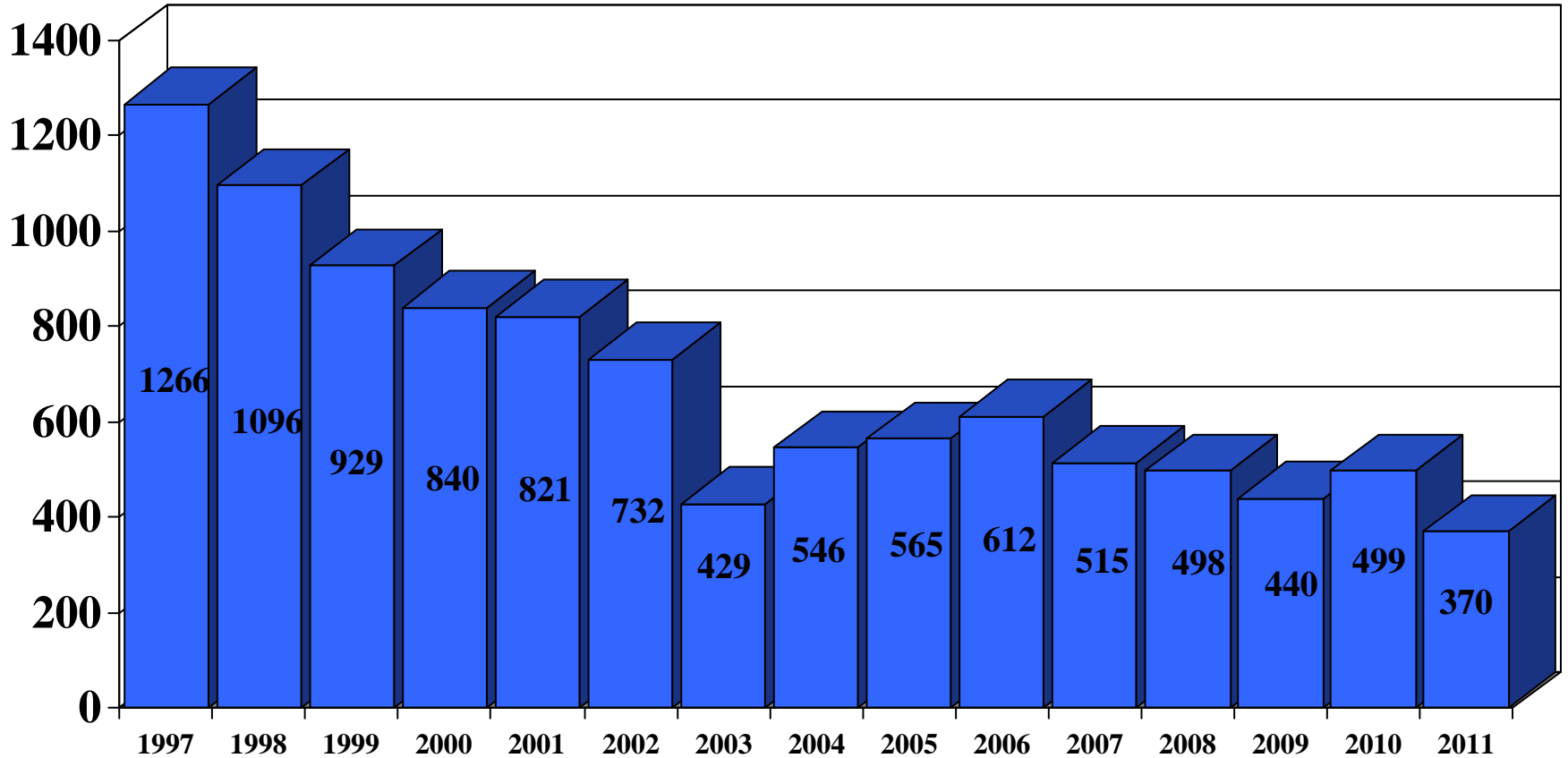


RABIES LABORATORY  
NYS DOH  
WADSWORTH CENTER

# CONFIRMED RABID ANIMALS

## WADSWORTH CENTER RABIES LABORATORY

### 15 YEAR PERIOD



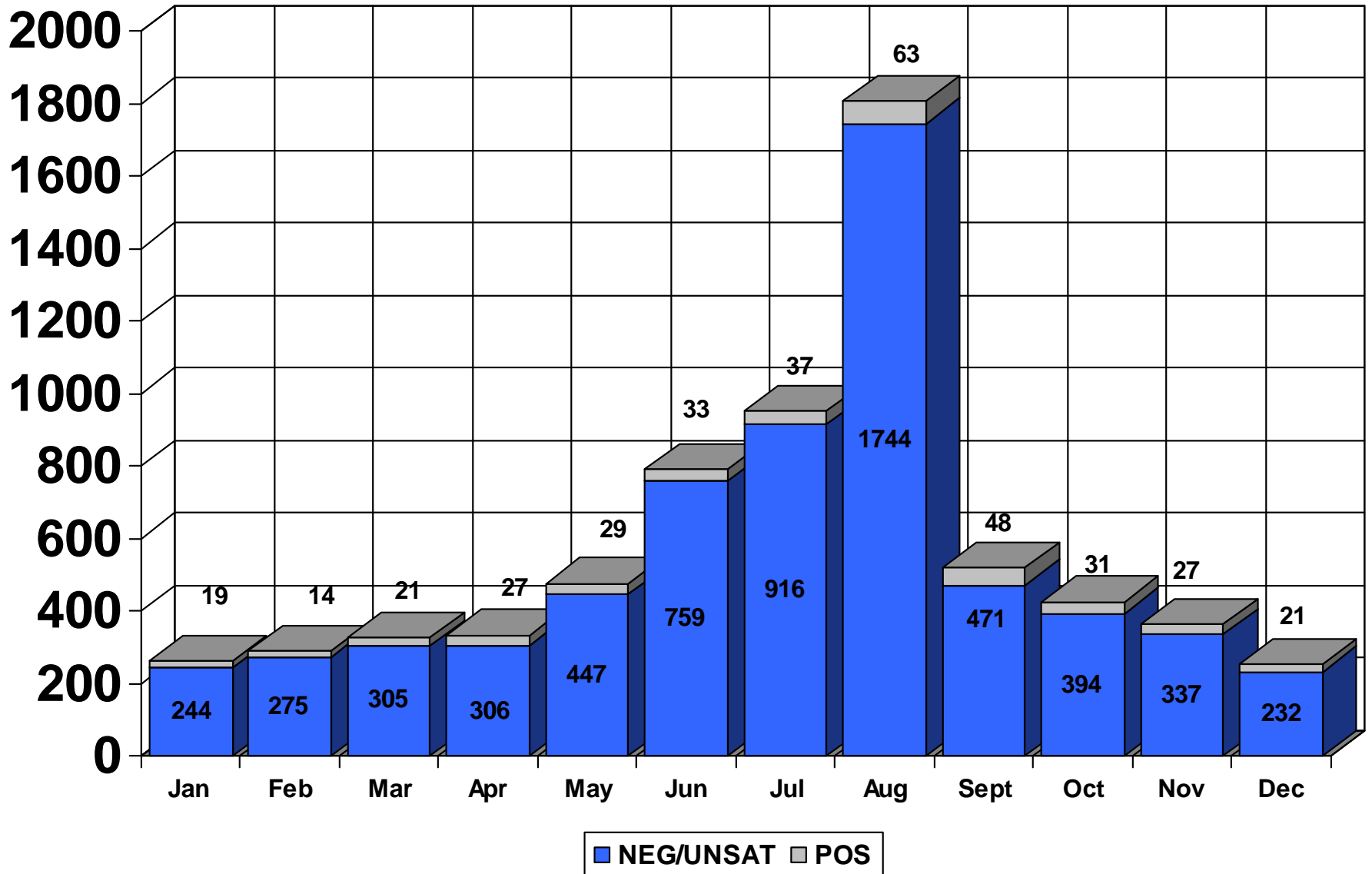
RABIES LABORATORY  
NYS DOH  
WADSWORTH CENTER



# SPECIMENS RECEIVED

## WADSWORTH CENTER RABIES LABORATORY

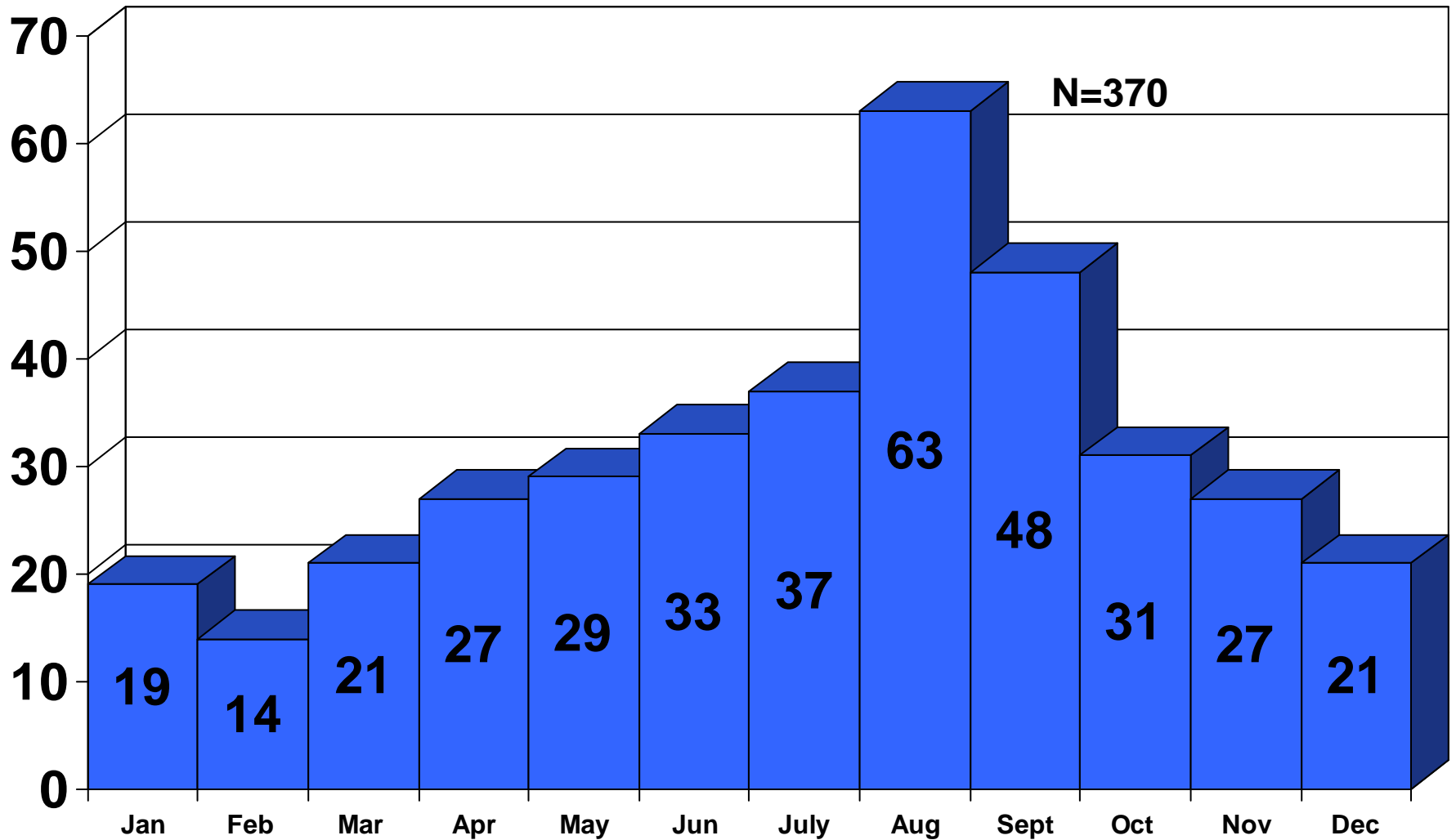
### 2011



# RABID ANIMALS

## WADSWORTH CENTER RABIES LABAORATORY

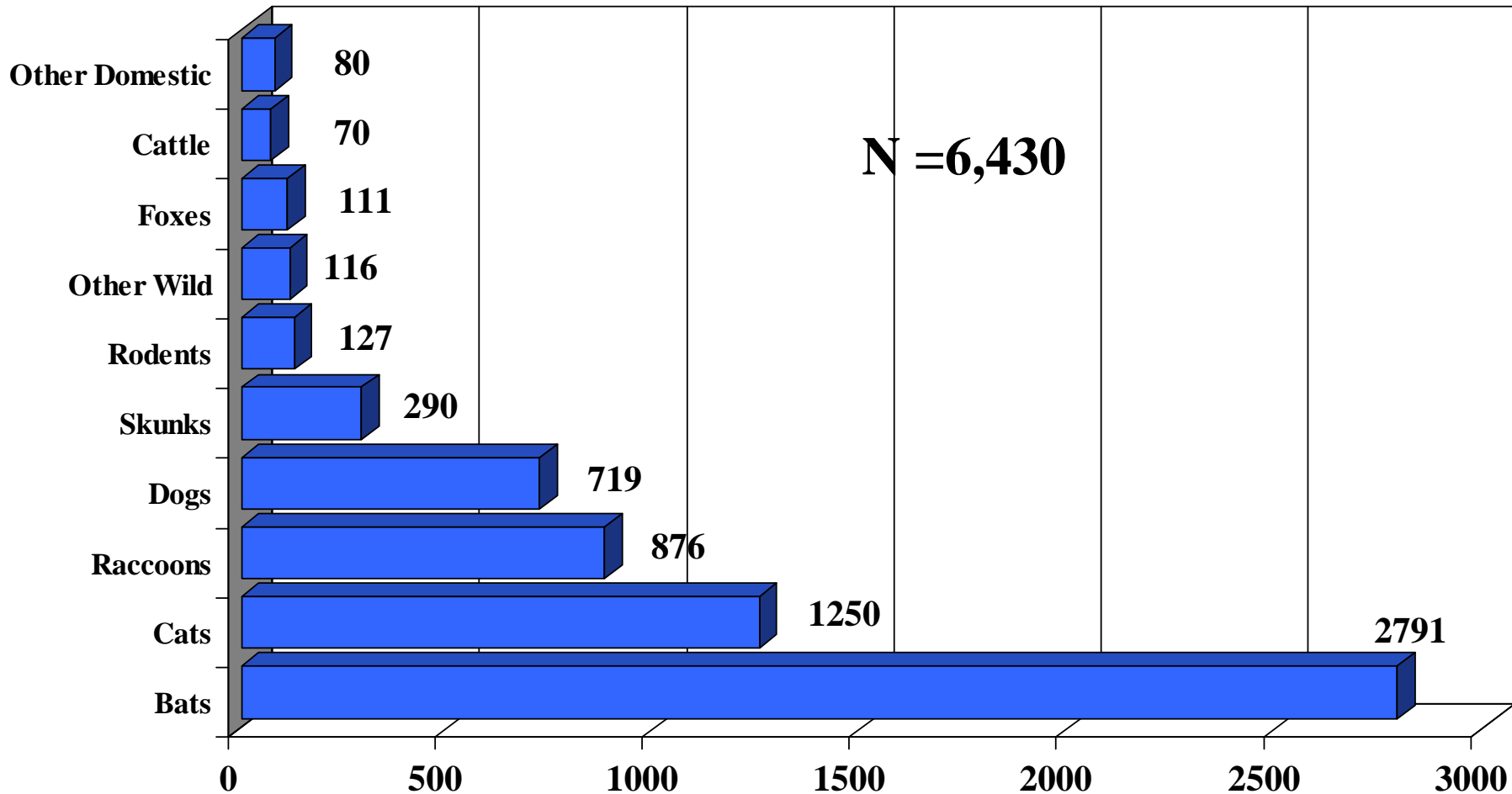
### 2011



# TESTS FOR RABIES IN ANIMALS

## WADSWORTH CENTER RABIES LABORATORY

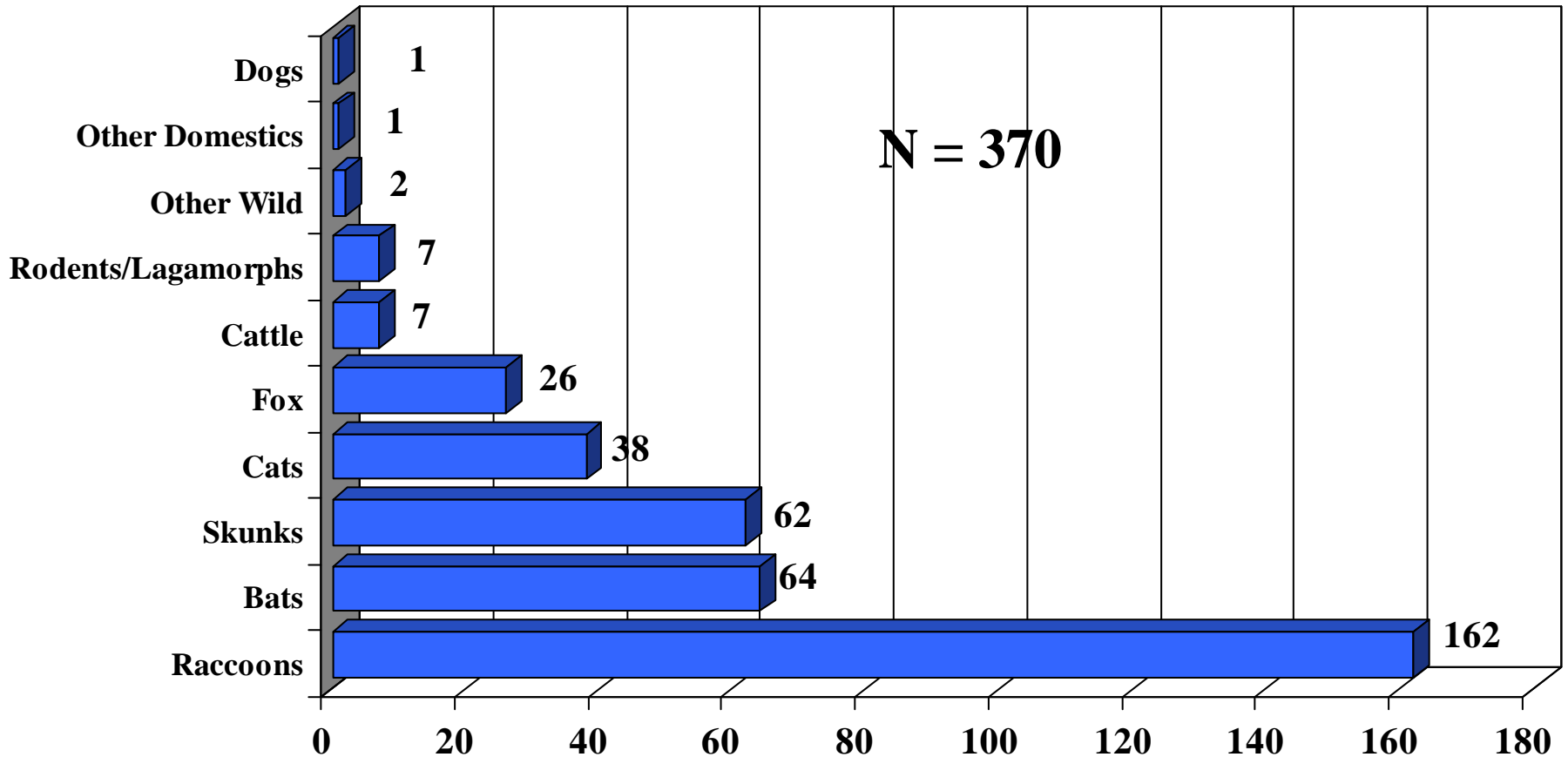
### 2011



# CONFIRMED RABIES IN ANIMALS

## WADSWORTH CENTER RABIES LABORATORY

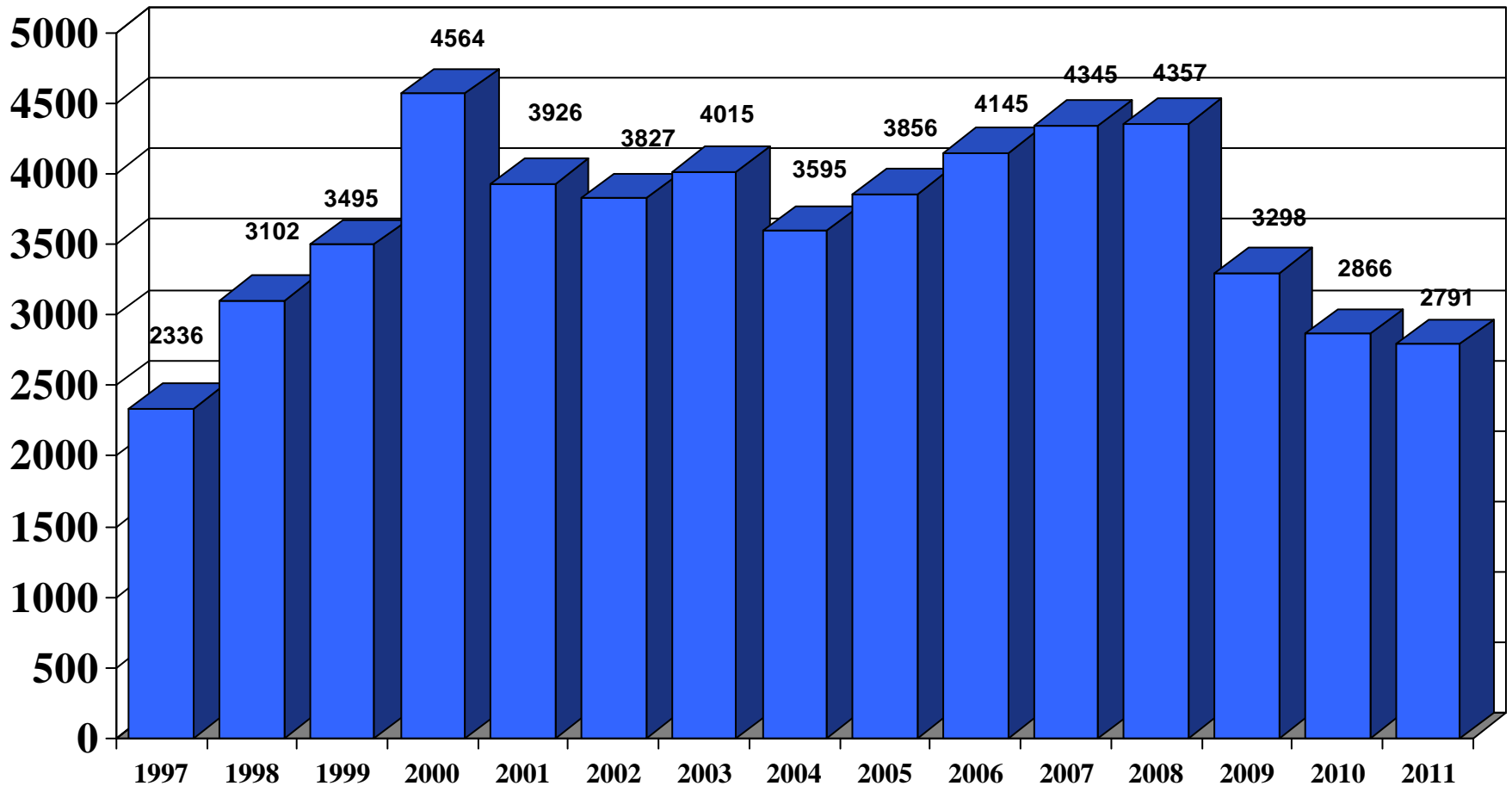
### 2011



# BATS RECEIVED

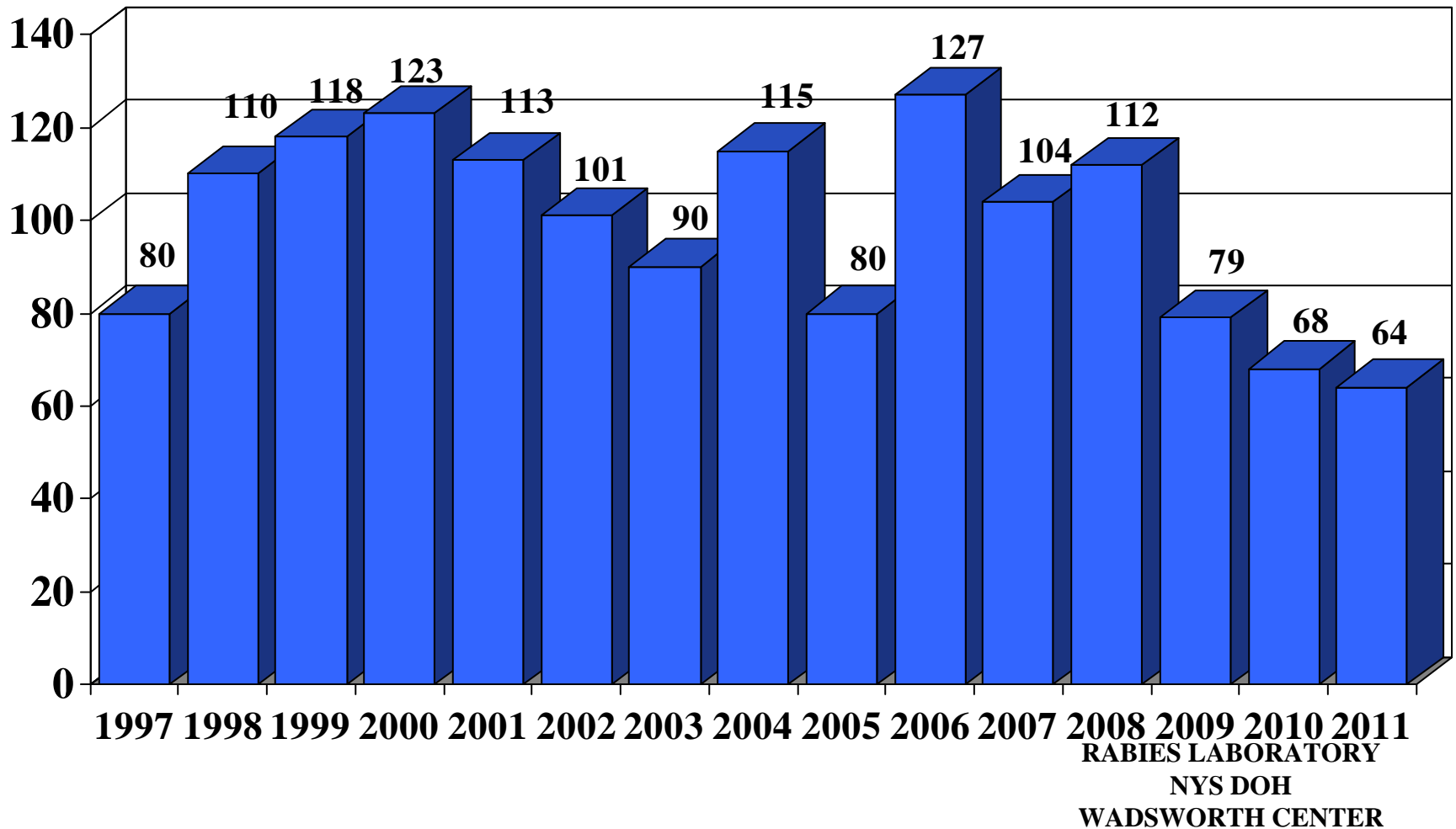
## WADSWORTH CENTER RABIES LABORATORY

### 15 YEAR PERIOD

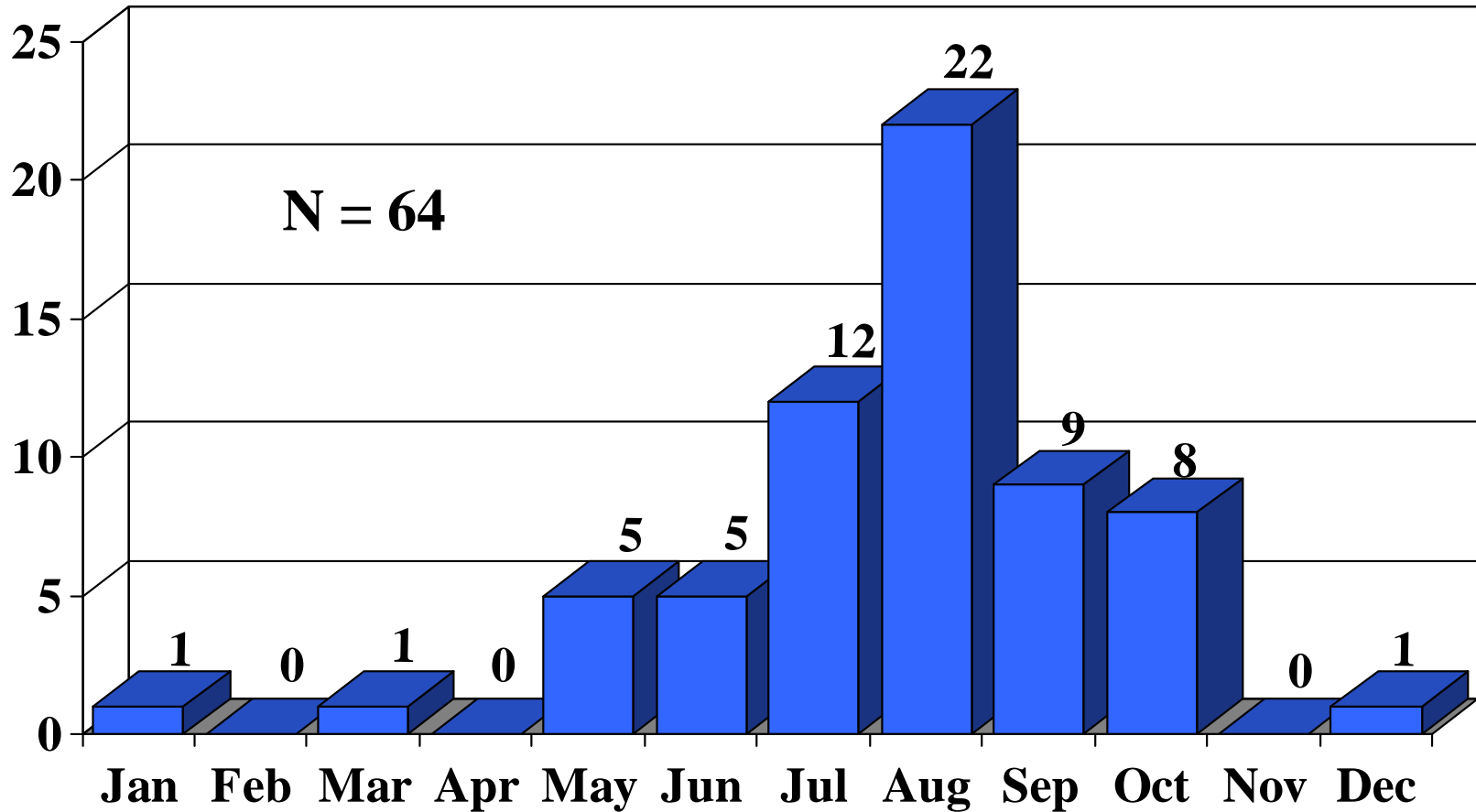


RABIES LABORATORY  
NYS DOH  
WADSWORTH CENTER

# RABIES DIAGNOSED IN BATS WADSWORTH CENTER RABIES LABORATORY 15 YEAR PERIOD

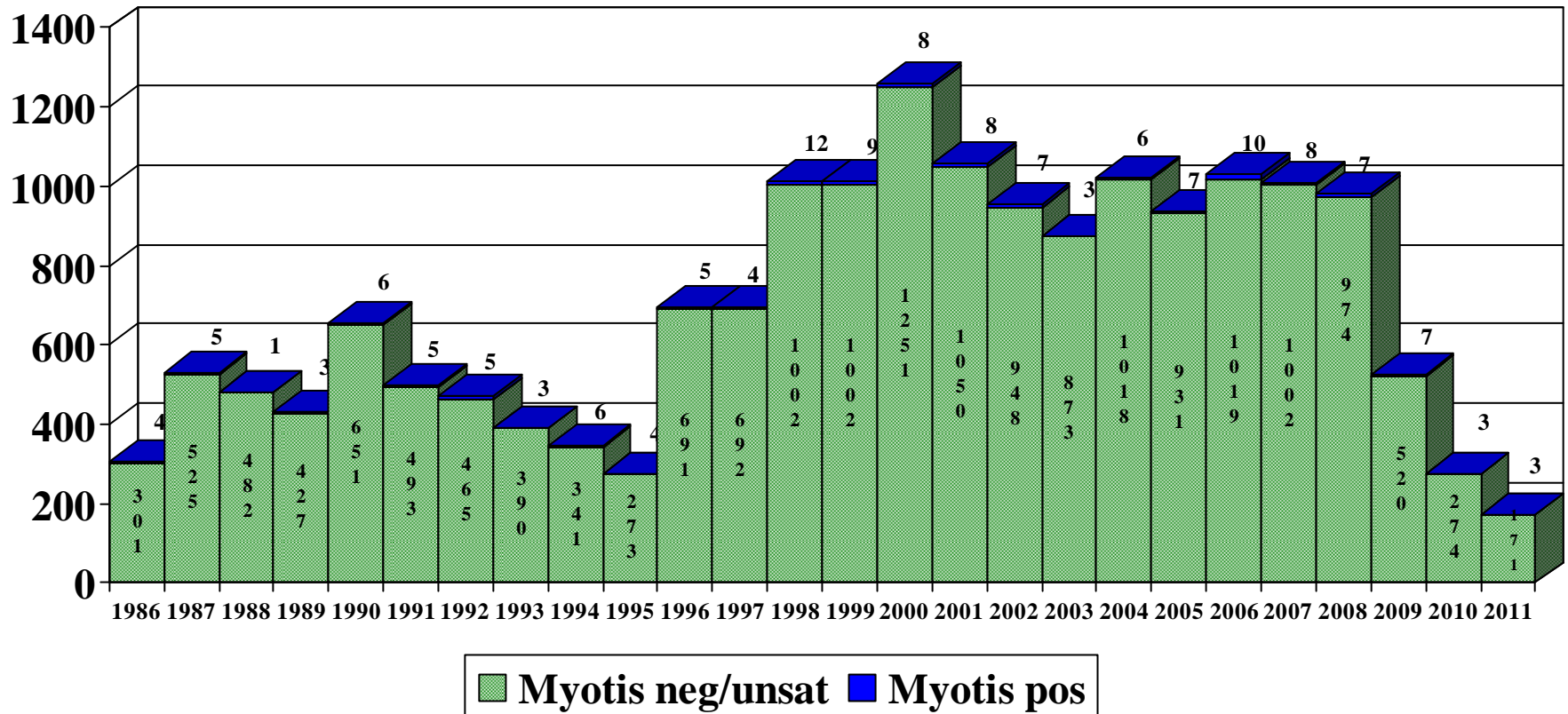


# RABID BATS NEW YORK STATE 2011



RABIES LABORATORY  
NYS DOH  
WADSWORTH CENTER

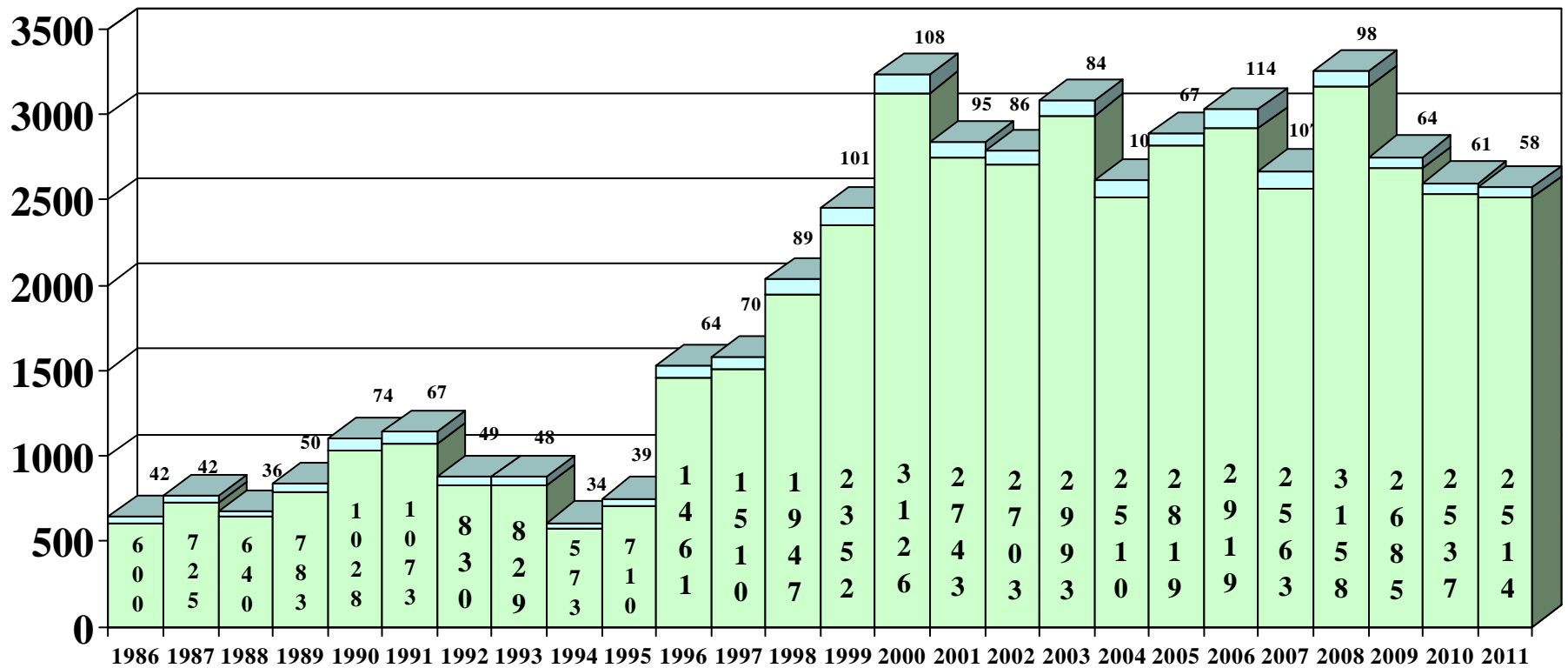
# MYOTIS SUBMISSIONS FOR 25-YEARS WADSWORTH CENTER RABIES LABORATORY



RABIES LABORATORY  
NYS DOH  
WADSWORTH CENTER



# EPTESICUS SUBMISSIONS FOR 25-YEARS WADSWORTH CENTER RABIES LABORATORY

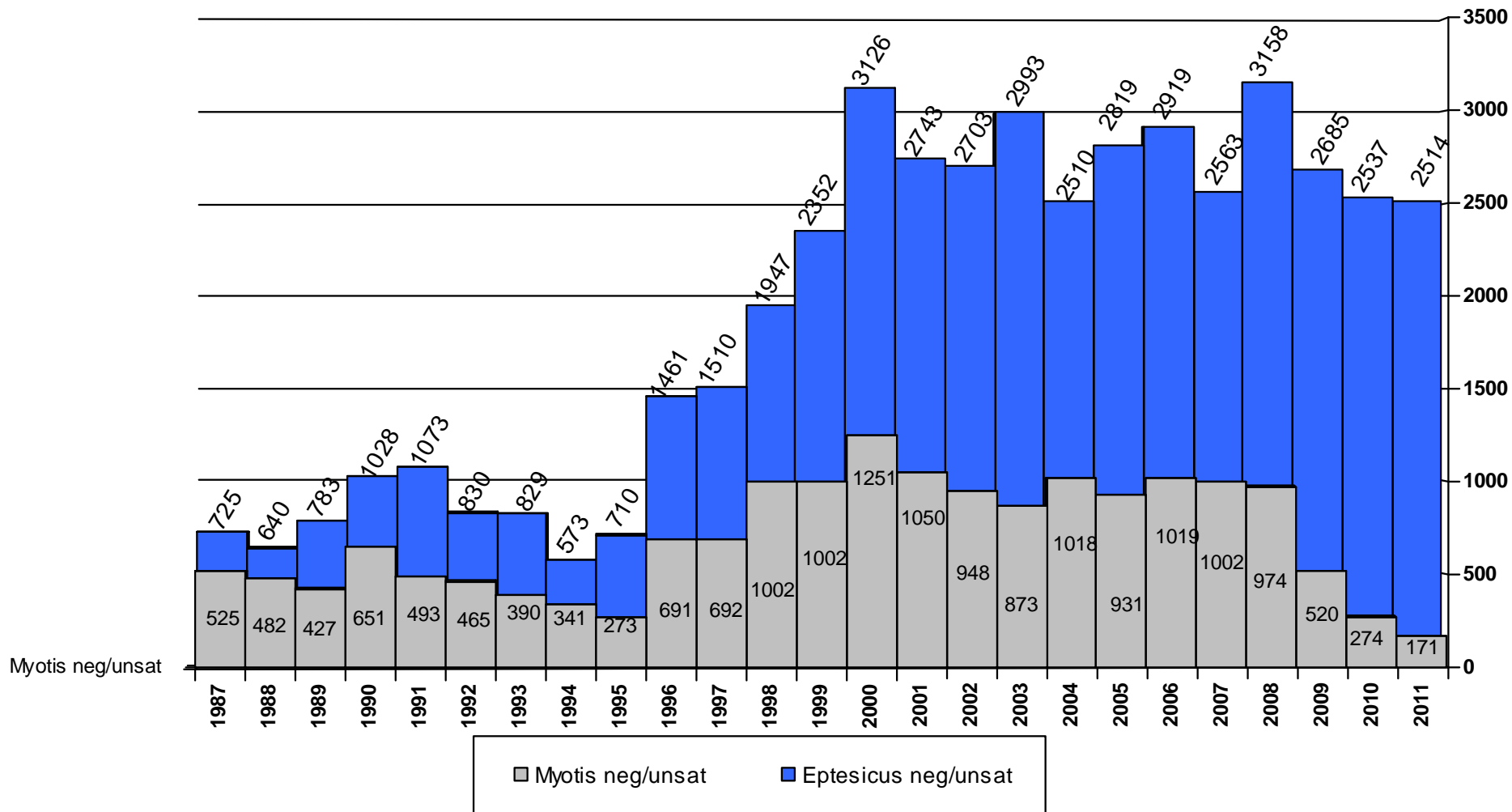


Eptesicus neg/unsat
  Eptesicus pos

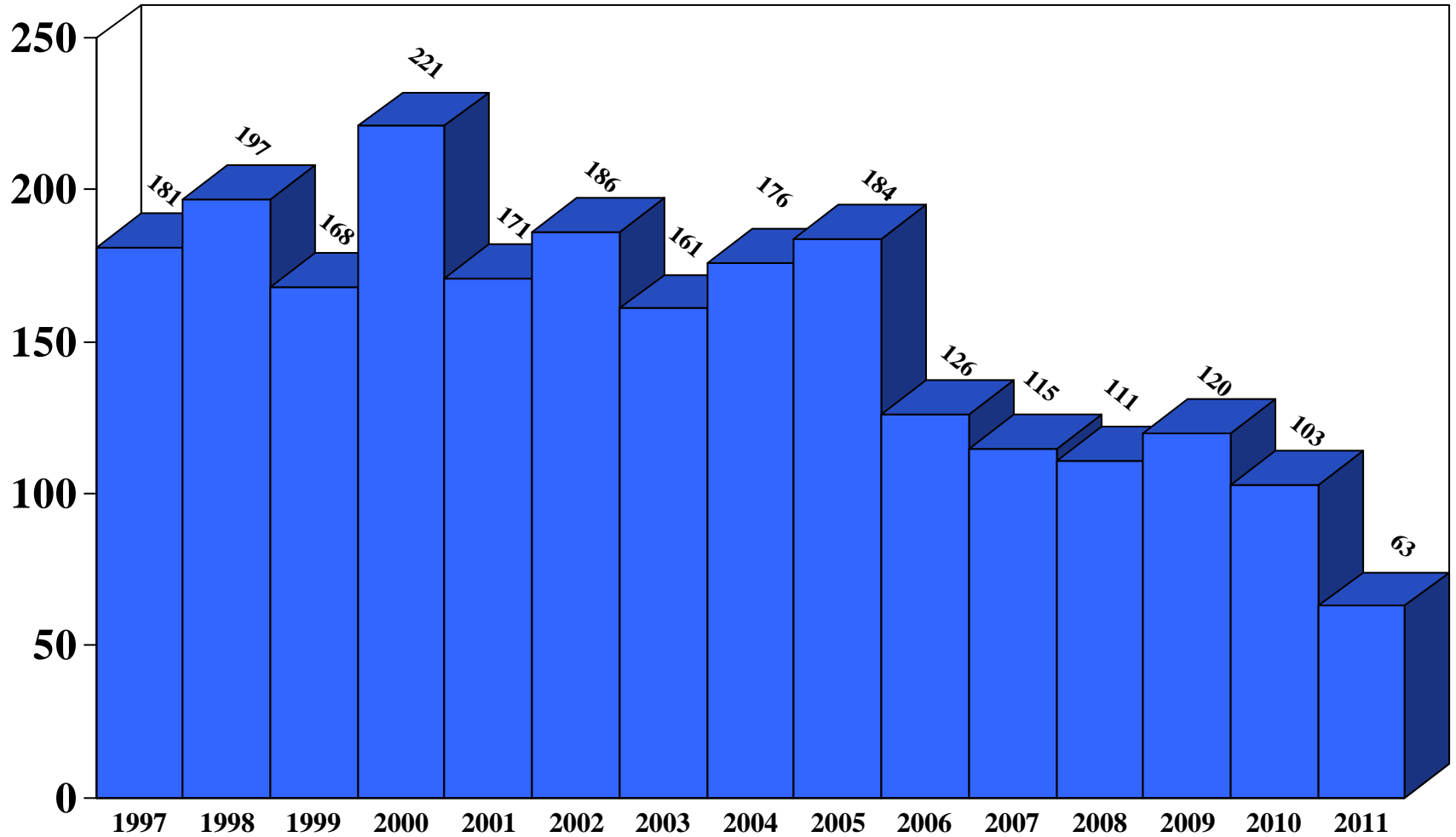
**RABIES LABORATORY  
 NYS DOH  
 WADSWORTH CENTER**

# MYOTIS and EPTESICUS SUBMISSIONS FOR 25-YEARS

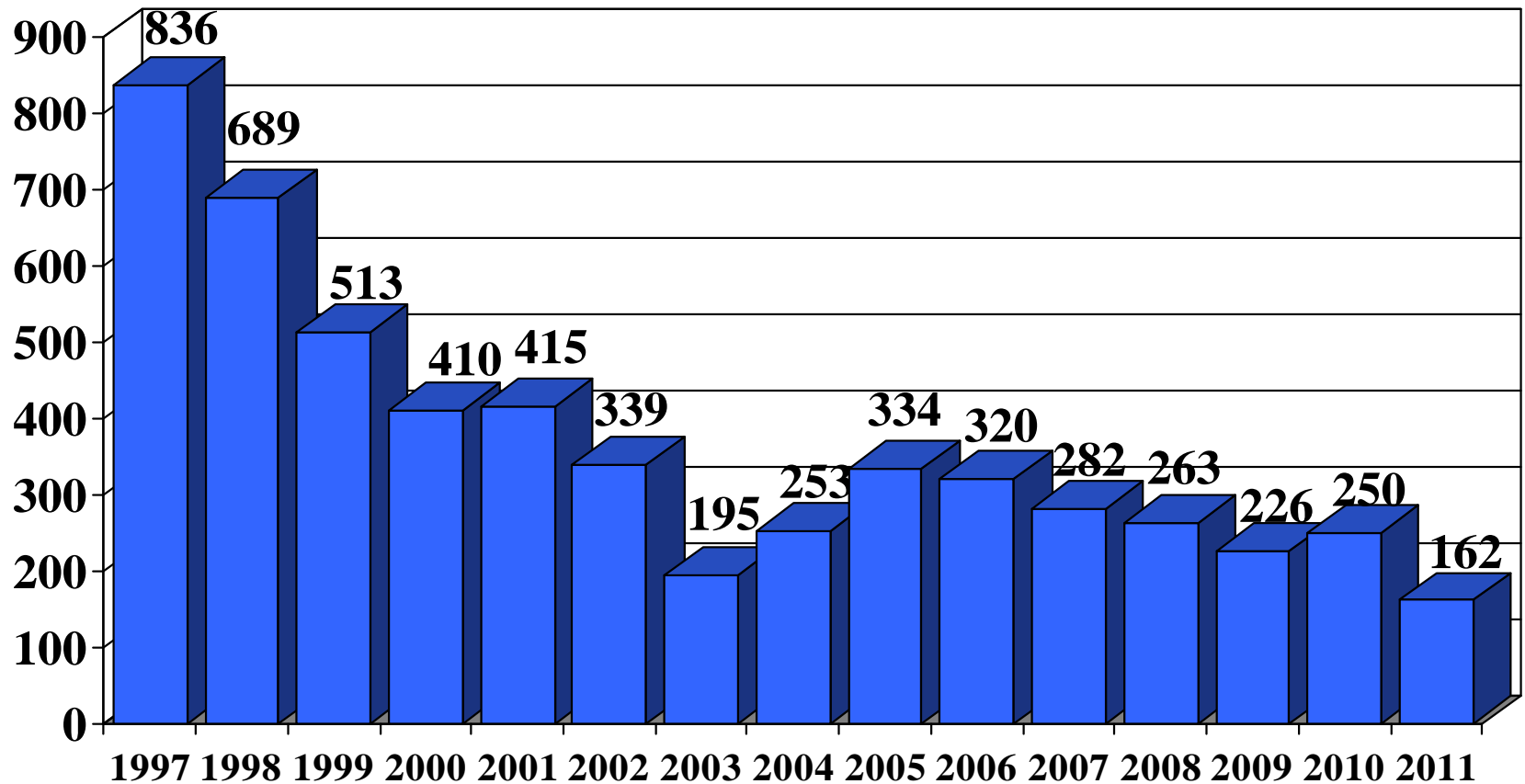
## WADSWORTH CENTER RABIES LABORATORY



# EMERGENCY AFTER HOURS EXAMINATIONS 2011



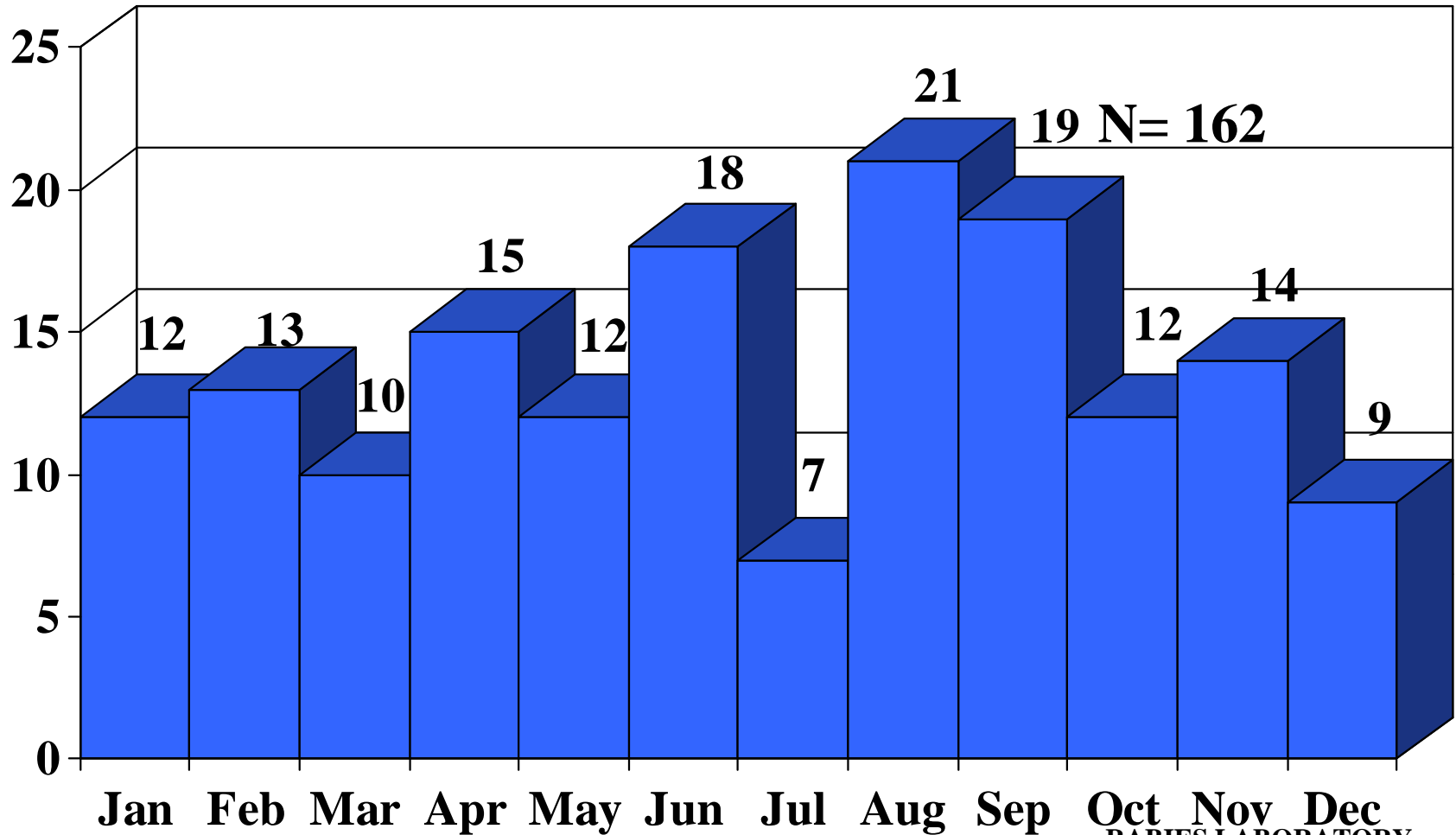
# RABIES DIAGNOSED IN RACCOONS WADSWORTH CENTER RABIES LABORATORY 1997-2011



# RABID RACCOONS

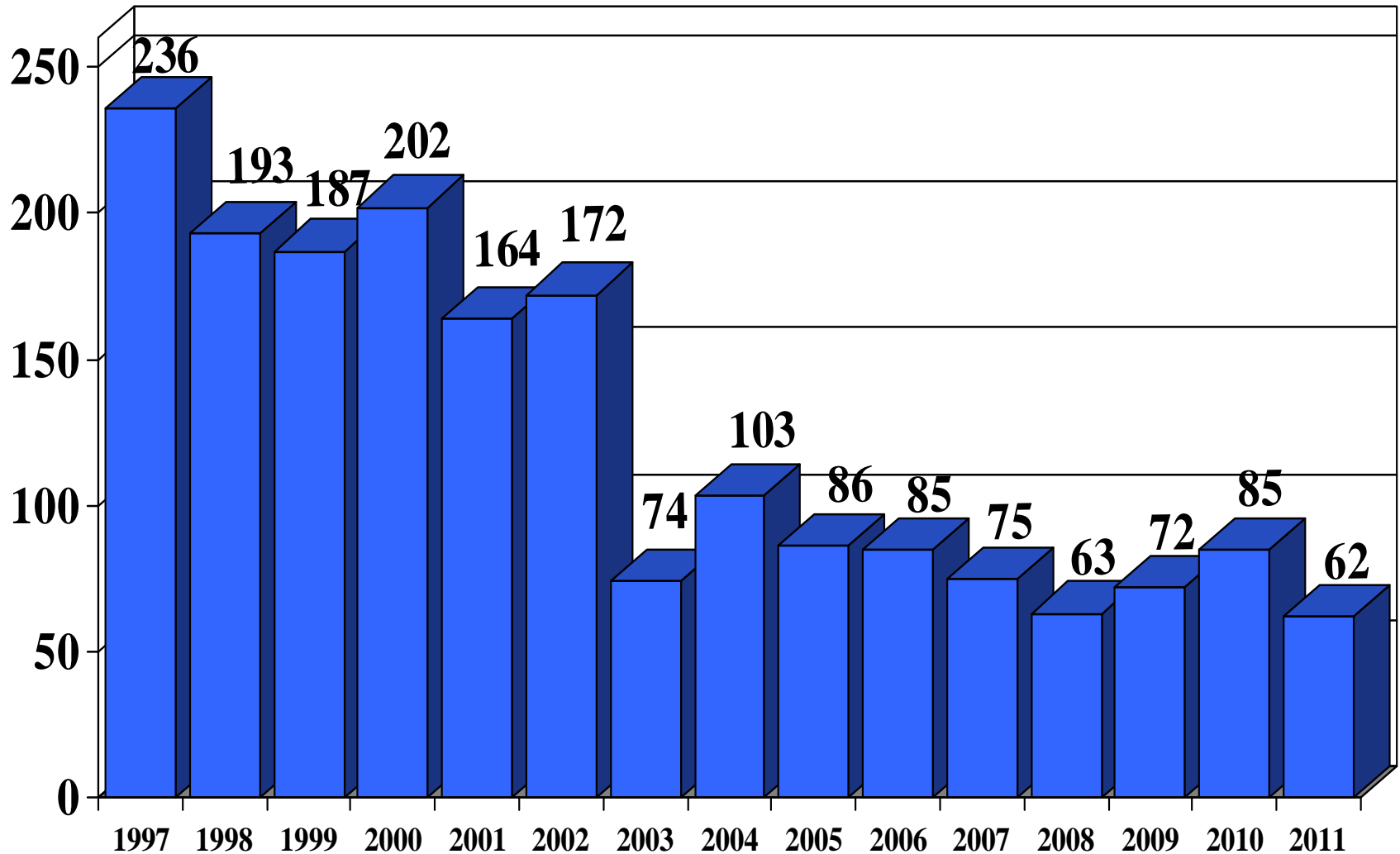
## WADSWORTH CENTER RABIES LABORATORY

### 2011



**RABIES LABORATORY**  
**NYS DOH**  
**WADSWORTH CENTER**

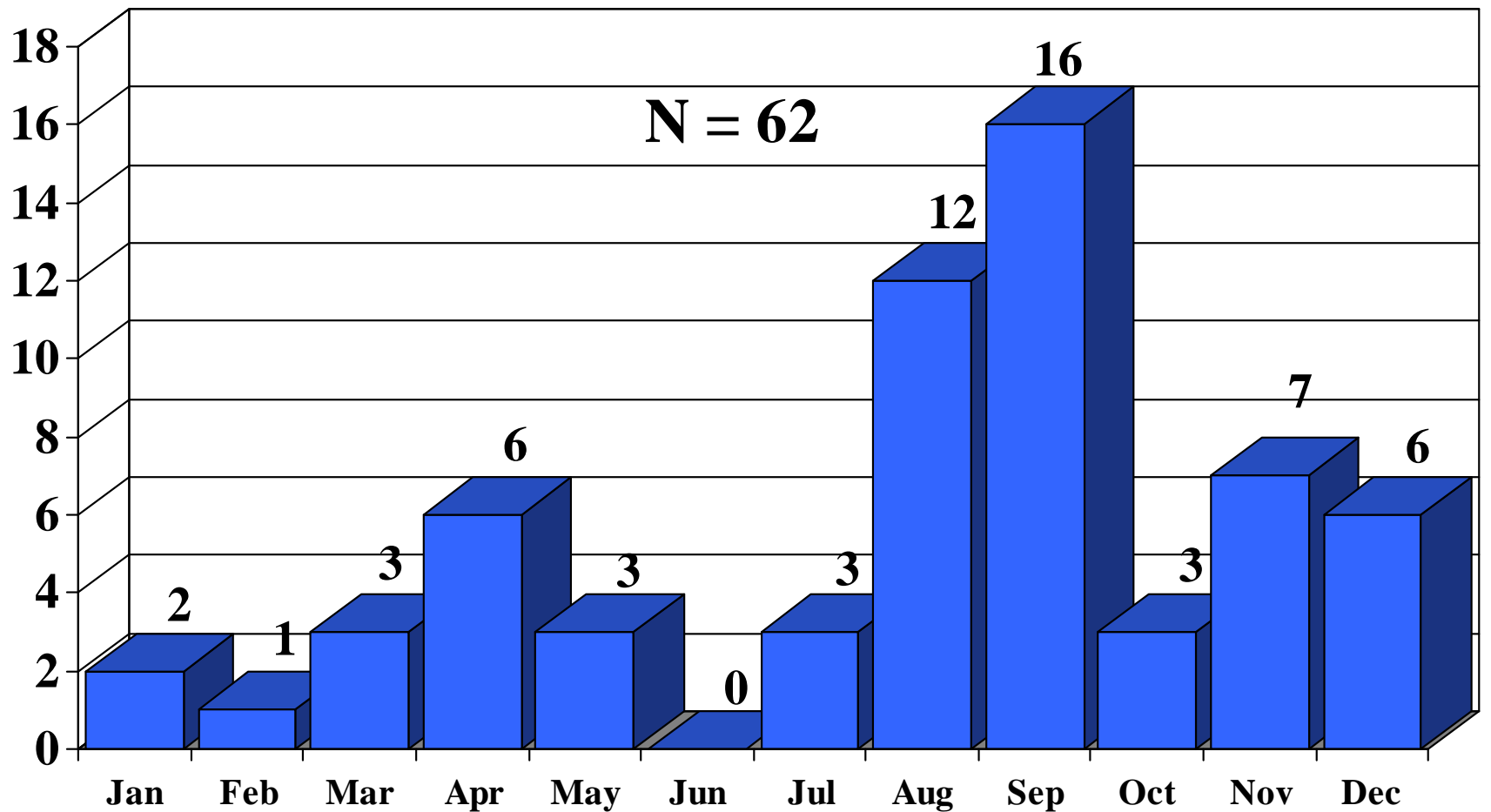
# RABIES DIAGNOSED IN SKUNKS WADSWORTH CENTER RABIES LABORATORY 15-YEAR PERIOD



# RABID SKUNKS

## WADSWORTH CENTER RABIES LABORATORY

### 2011



RABIES LABORATORY  
NYS DOH  
WADSWORTH CENTER

## List of Positives by County and Locality

Between 01/01/2011 and 12/31/2011

<b>County</b>	<b>Locality</b>	<b>Animal</b>	<b>Date</b>	<b>Lab#</b>
Albany		RACCOON	5/9/2011	11-01214
Albany	ALBANY CITY	BAT, Big Brown	5/16/2011	11-01299
Albany	ALBANY CITY	BAT, Big Brown	6/20/2011	11-02069
Albany	ALBANY CITY	SKUNK	1/3/2011	11-00005
Albany	BETHLEHEM TOWN	RACCOON	1/5/2011	11-00042
Allegany	ANGELICA TOWN	FOX, Red	4/22/2011	11-01054
Allegany	BIRDSALL TOWN	RACCOON	8/11/2011	11-04045
Allegany	BOLIVAR TOWN	RACCOON	8/11/2011	11-04086
Allegany	CANEADEA TOWN	FOX, Red	7/12/2011	11-02527
Allegany	CANEADEA TOWN	RACCOON	11/30/2011	11-06187
Allegany	CENTERVILLE TOWN	RACCOON	9/8/2011	11-05136
Allegany	CUBA TOWN	BAT, Small Brown	7/29/2011	11-03210
Allegany	GRANGER TOWN	CAT	12/28/2011	11-06400
Allegany	WEST ALMOND TOWN	RACCOON	10/18/2011	11-05708
Allegany	WILLING TOWN	RACCOON	11/2/2011	11-05880
Allegany	WILLING TOWN	RACCOON	9/13/2011	11-05191
Broome	UNION TOWN	CAT	8/4/2011	11-03570
Cattaraugus	COLDSPRING TOWN	RACCOON	3/17/2011	11-00676
Cattaraugus	FREEDOM TOWN	RACCOON	9/15/2011	11-05248
Cattaraugus	GREAT VALLEY TOWN	BAT, Big Brown	7/16/2011	11-02712
Cattaraugus	OLEAN CITY	BAT, Big Brown	9/13/2011	11-05207
Cayuga	CATO TOWN	RACCOON	6/22/2011	11-02125
Cayuga	CONQUEST TOWN	OTTER	4/22/2011	11-01057
Cayuga	GENOA TOWN	CAT	5/24/2011	11-01419
Cayuga	IRA TOWN	WOODCHUCK	8/7/2011	11-03701
Cayuga	MONTEZUMA TOWN	SKUNK	1/26/2011	11-00210
Cayuga	MORAVIA TOWN	RACCOON	4/6/2011	11-00882
Cayuga	STERLING TOWN	SKUNK	9/28/2011	11-05422
Chautauqua	ELLERY TOWN	BAT, Small Brown	9/21/2011	11-05318
Chautauqua	HANOVER TOWN	CAT	10/25/2011	11-05780
Chemung	BIG FLATS TOWN	RACCOON	1/20/2011	11-00153
Chemung	SOUTHPORT TOWN	BAT, Big Brown	8/10/2011	11-03977
Chemung	SOUTHPORT TOWN	RACCOON	11/15/2011	11-06030
Chemung	SOUTHPORT TOWN	RACCOON	1/4/2011	11-00014
Chemung	VAN ETEN TOWN	RACCOON	11/2/2011	11-05883
Chenango	AFTON TOWN	RACCOON	10/11/2011	11-05596
Chenango	GUILFORD TOWN	BAT, Big Brown	7/12/2011	11-02523
Chenango	LINCKLAEN TOWN	SKUNK	12/1/2011	11-06199
Chenango	SHERBURNE TOWN	RACCOON	5/27/2011	11-01517
Clinton	CHAMPLAIN TOWN	SKUNK	10/7/2011	11-05590
Clinton	PLATTSBURGH CITY	SKUNK	8/17/2011	11-04356
Clinton	PLATTSBURGH TOWN	SKUNK	8/9/2011	11-03765
Columbia	CHATHAM TOWN	RACCOON	3/24/2011	11-00752
Columbia	CHATHAM TOWN	RACCOON	6/3/2011	11-01755
Columbia	CHATHAM TOWN	RACCOON	2/9/2011	11-00319
Columbia	CLERMONT TOWN	RACCOON	5/4/2011	11-01174
Columbia	GHENT TOWN	RACCOON	8/20/2011	11-04504
Columbia	HILLSDALE TOWN	RACCOON	2/1/2011	11-00247
Columbia	LIVINGSTON TOWN	CAT	9/23/2011	11-05372



<b>County</b>	<b>Locality</b>	<b>Animal</b>	<b>Date</b>	<b>Lab#</b>
Columbia	STUYVESANT TOWN	RACCOON	2/15/2011	11-00363
Cortland	CORTLAND CITY	BAT, Big Brown	8/16/2011	11-04251
Dutchess	BEACON CITY	BAT, Big Brown	10/4/2011	11-05494
Dutchess	BEACON CITY	RACCOON	9/11/2011	11-05158
Dutchess	PINE PLAINS TOWN	CAT	4/10/2011	11-00918
Dutchess	PLEASANT VALLEY TOWN	FOX, Gray	5/5/2011	11-01202
Dutchess	POUGHKEEPSIE TOWN	CAT	12/13/2011	11-06283
Dutchess	STANFORD TOWN	CAT	11/30/2011	11-06189
Dutchess	WAPPINGER TOWN	RACCOON	9/14/2011	11-05223
Erie	ALDEN TOWN	RACCOON	6/2/2011	11-01716
Erie	ALDEN TOWN	RACCOON	12/5/2011	11-06214
Erie	AMHERST TOWN	RACCOON	4/26/2011	11-01089
Erie	AMHERST TOWN	RACCOON	9/2/2011	11-05028
Erie	AMHERST TOWN	SKUNK	8/22/2011	11-04526
Erie	AURORA TOWN	BAT, Big Brown	9/20/2011	11-05313
Erie	BUFFALO CITY	BAT, Big Brown	9/21/2011	11-05338
Erie	BUFFALO CITY	BAT, Big Brown	6/2/2011	11-01711
Erie	BUFFALO CITY	BAT, Big Brown	8/18/2011	11-04371
Erie	BUFFALO CITY	BAT, Hoary	7/12/2011	11-02576
Erie	CHEEKTOWAGA TOWN	RACCOON	12/22/2011	11-06359
Erie	CLARENCE TOWN	RACCOON	11/10/2011	11-06002
Erie	COLDEN TOWN	RACCOON	12/28/2011	11-06392
Erie	CONCORD TOWN	RACCOON	10/19/2011	11-05721
Erie	EDEN TOWN	RACCOON	8/19/2011	11-04436
Erie	EDEN TOWN	RACCOON	10/17/2011	11-05681
Erie	EVANS TOWN	BAT, Small Brown	7/6/2011	11-02380
Erie	EVANS TOWN	SKUNK	3/24/2011	11-00756
Erie	NEWSTEAD TOWN	BAT, Big Brown	8/25/2011	11-04779
Erie	ORCHARD PARK TOWN	RACCOON	11/17/2011	11-06073
Erie	ORCHARD PARK TOWN	RACCOON	8/3/2011	11-03536
Erie	ORCHARD PARK TOWN	RACCOON	6/29/2011	11-02301
Erie	TONAWANDA TOWN	BAT, Big Brown	3/17/2011	11-00681
Erie	TONAWANDA TOWN	BAT, Big Brown	9/6/2011	11-05069
Essex	CROWN POINT TOWN	GOAT	11/8/2011	11-05964
Essex	CROWN POINT TOWN	RACCOON	8/11/2011	11-04080
Essex	CROWN POINT TOWN	RACCOON	6/15/2011	11-02001
Essex	CROWN POINT TOWN	SKUNK	8/11/2011	11-04095
Essex	TICONDEROGA TOWN	RACCOON	8/24/2011	11-04701
Essex	WESTPORT TOWN	CAT	12/28/2011	11-06391
Essex	WESTPORT TOWN	FOX, Gray	5/18/2011	11-01343
Essex	WESTPORT TOWN	RACCOON	7/25/2011	11-02908
Essex	WESTPORT TOWN	RACCOON	8/11/2011	11-04022
Genesee	ALEXANDER TOWN	RACCOON	8/25/2011	11-04787
Genesee	BATAVIA CITY	RACCOON	8/19/2011	11-04498
Genesee	BATAVIA TOWN	RACCOON	9/13/2011	11-05190
Genesee	BATAVIA TOWN	RACCOON	11/22/2011	11-06113
Genesee	PAVILION TOWN	RACCOON	9/8/2011	11-05138
Greene	CAIRO TOWN	CAT	3/1/2011	11-00538
Greene	COXSACKIE TOWN	CATTLE	12/2/2011	11-06206
Greene	GREENVILLE TOWN	BAT, Big Brown	8/8/2011	11-03707
Herkimer	COLUMBIA TOWN	SKUNK	12/5/2011	11-06217
Herkimer	DANUBE TOWN	RACCOON	1/4/2011	11-00010

<b>County</b>	<b>Locality</b>	<b>Animal</b>	<b>Date</b>	<b>Lab#</b>
Herkimer	DANUBE TOWN	SKUNK	12/28/2011	11-06394
Herkimer	FAIRFIELD TOWN	FOX, Gray	10/11/2011	11-05592
Herkimer	GERMAN FLATTS TOWN	BAT, Big Brown	5/16/2011	11-01305
Herkimer	GERMAN FLATTS TOWN	BAT, Big Brown	5/26/2011	11-01485
Herkimer	MANHEIM TOWN	CATTLE	3/17/2011	11-00675
Herkimer	MANHEIM TOWN	RACCOON	4/28/2011	11-01105
Herkimer	MANHEIM TOWN	RACCOON	5/27/2011	11-01509
Herkimer	MANHEIM TOWN	SKUNK	3/30/2011	11-00805
Herkimer	SCHUYLER TOWN	BAT, Big Brown	7/26/2011	11-02967
Herkimer	WINFIELD TOWN	SKUNK	10/26/2011	11-05794
Jefferson	ADAMS TOWN	RACCOON	4/5/2011	11-00862
Jefferson	ELLISBURG TOWN	RACCOON	6/16/2011	11-02028
Jefferson	ORLEANS TOWN	BAT, Big Brown	10/12/2011	11-05606
Jefferson	WATERTOWN CITY	BAT, Big Brown	5/24/2011	11-01415
Jefferson	WATERTOWN TOWN	SKUNK	9/8/2011	11-05139
Jefferson	WILNA TOWN	RACCOON	5/20/2011	11-01378
Lewis	CROGHAN TOWN	RACCOON	8/25/2011	11-04785
Lewis	CROGHAN TOWN	SKUNK	9/13/2011	11-05196
Lewis	GREIG TOWN	RACCOON	3/25/2011	11-00765
Lewis	LEYDEN TOWN	CAT	6/24/2011	11-02195
Lewis	LEYDEN TOWN	CATTLE	3/4/2011	11-00572
Lewis	LEYDEN TOWN	SKUNK	11/2/2011	11-05882
Livingston	CALEDONIA TOWN	RACCOON	8/31/2011	11-04957
Livingston	MOUNT MORRIS TOWN	SKUNK	9/16/2011	11-05279
Livingston	NUNDA TOWN	RACCOON	4/29/2011	11-01129
Livingston	WEST SPARTA TOWN	RACCOON	4/19/2011	11-01018
Madison	EATON TOWN	RACCOON	6/30/2011	11-02320
Madison	FENNER TOWN	RACCOON	10/12/2011	11-05612
Madison	HAMILTON TOWN	SKUNK	11/1/2011	11-05868
Madison	LENOX TOWN	FOX, Gray	1/3/2011	11-00001
Madison	STOCKBRIDGE TOWN	BAT, Big Brown	8/25/2011	11-04790
Madison	SULLIVAN TOWN	CAT	5/17/2011	11-01310
Monroe	OGDEN TOWN	DEER	3/30/2011	11-00811
Monroe	PENFIELD TOWN	BAT, Big Brown	8/22/2011	11-04531
Monroe	PERINTON TOWN	CAT	10/1/2011	11-05469
Monroe	ROCHESTER CITY	BAT, Big Brown	10/17/2011	11-05690
Monroe	ROCHESTER CITY	RACCOON	2/4/2011	11-00277
Montgomery	AMSTERDAM TOWN	BAT, Big Brown	10/12/2011	11-05615
Montgomery	ROOT TOWN	SKUNK	9/29/2011	11-05446
Montgomery	ST. JOHNSVILLE TOWN	SKUNK	9/16/2011	11-05266
Niagara	CAMBRIA TOWN	RACCOON	11/4/2011	11-05923
Niagara	LOCKPORT CITY	BAT, Big Brown	7/19/2011	11-02737
Niagara	NIAGARA FALLS CITY	RACCOON	7/21/2011	11-02832
Niagara	PENDLETON TOWN	BAT, Big Brown	6/10/2011	11-01910
Niagara	PENDLETON TOWN	BAT, Big Brown	6/22/2011	11-02121
Niagara	ROYALTON TOWN	RACCOON	12/22/2011	11-06365
Oneida	DEERFIELD TOWN	SKUNK	8/26/2011	11-04843
Oneida	FLOYD TOWN	RACCOON	7/20/2011	11-02783
Oneida	KIRKLAND TOWN	FOX, Gray	7/21/2011	11-02831
Oneida	KIRKLAND TOWN	RACCOON	6/29/2011	11-02285
Oneida	NEW HARTFORD TOWN	BAT, Big Brown	8/3/2011	11-03452
Oneida	TRENTON TOWN	RACCOON	9/6/2011	11-05062

<b>County</b>	<b>Locality</b>	<b>Animal</b>	<b>Date</b>	<b>Lab#</b>
Oneida	VERNON TOWN	RACCOON	8/10/2011	11-03980
Oneida	WESTMORELAND TOWN	BAT, Big Brown	7/12/2011	11-02565
Onondaga	CAMILLUS TOWN	BAT, Big Brown	8/19/2011	11-04483
Onondaga	CAMILLUS TOWN	SKUNK	12/7/2011	11-06240
Onondaga	FABIUS TOWN	SKUNK	8/26/2011	11-04845
Onondaga	GEDDES TOWN	RACCOON	10/26/2011	11-05817
Onondaga	LYSANDER TOWN	RACCOON	8/4/2011	11-03579
Onondaga	ONONDAGA INDIAN RES	RACCOON	4/28/2011	11-01107
Onondaga	OTISCO TOWN	RACCOON	4/21/2011	11-01042
Onondaga	SYRACUSE CITY	BAT, Big Brown	8/23/2011	11-04654
Onondaga	SYRACUSE CITY	BAT, Big Brown	12/13/2011	11-06285
Onondaga	SYRACUSE CITY	BAT, Silverhair	8/24/2011	11-04703
Onondaga	SYRACUSE CITY	FOX, Gray	6/10/2011	11-01917
Ontario	CANANDAIGUA TOWN	CAT	8/31/2011	11-04959
Ontario	HOPEWELL TOWN	CAT	9/20/2011	11-05297
Ontario	NAPLES TOWN	FOX, Red	3/1/2011	11-00524
Ontario	NAPLES TOWN	RACCOON	4/21/2011	11-01041
Ontario	SENECA TOWN	CAT	11/29/2011	11-06165
Ontario	SENECA TOWN	RACCOON	1/19/2011	11-00138
Orange	CORNWALL TOWN	CAT	3/31/2011	11-00818
Orange	GOSHEN TOWN	CAT	6/28/2011	11-02248
Orange	HEMPSTEAD TOWN	CAT	12/8/2011	11-06252
Orange	HIGHLANDS TOWN	RACCOON	3/4/2011	11-00576
Orange	HIGHLANDS TOWN	RACCOON	11/21/2011	11-06101
Orange	HIGHLANDS TOWN	RACCOON	9/2/2011	11-05026
Orange	HIGHLANDS TOWN	RACCOON	12/15/2011	11-06303
Orange	WAWAYANDA TOWN	CAT	9/2/2011	11-05044
Orleans	ALBION TOWN	RACCOON	4/1/2011	11-00832
Orleans	ALBION TOWN	RACCOON	4/29/2011	11-01122
Orleans	ALBION TOWN	RACCOON	8/26/2011	11-04840
Orleans	ALBION TOWN	RACCOON	8/24/2011	11-04716
Orleans	BARRE TOWN	RACCOON	9/7/2011	11-05100
Orleans	KENDALL TOWN	RACCOON	8/24/2011	11-04715
Orleans	KENDALL TOWN	SKUNK	10/26/2011	11-05819
Orleans	RIDGEWAY TOWN	RACCOON	11/14/2011	11-06008
Orleans	SHELBY TOWN	RACCOON	9/2/2011	11-05033
Orleans	YATES TOWN	SKUNK	9/28/2011	11-05425
Oswego	CONSTANTIA TOWN	CAT	7/22/2011	11-02893
Oswego	MEXICO TOWN	SKUNK	9/21/2011	11-05335
Oswego	SANDY CREEK TOWN	FOX, Gray	10/21/2011	11-05763
Oswego	SANDY CREEK TOWN	RACCOON	12/19/2011	11-06319
Otsego	LAURENS TOWN	SKUNK	12/29/2011	11-06409
Otsego	OTEGO TOWN	FOX, Gray	6/29/2011	11-02270
Out-Of-State		BAT, Big Brown	8/1/2011	11-03282
Out-Of-State		CATTLE	8/30/2011	11-04909
Putnam	CARMEL TOWN	BAT, Big Brown	8/11/2011	11-04068
Putnam	PATTERSON TOWN	WOODCHUCK	8/17/2011	11-04316
Putnam	PUTNAM VALLEY TOWN	SKUNK	12/16/2011	11-06308
Rensselaer	NORTH GREENBUSH TOWN	CAT	6/20/2011	11-02074
Rensselaer	NORTH GREENBUSH TOWN	RACCOON	1/13/2011	11-00108
Rensselaer	NORTH GREENBUSH TOWN	RACCOON	1/3/2011	11-00007
Rensselaer	RENSSELAER CITY	RACCOON	2/4/2011	11-00284

<b>County</b>	<b>Locality</b>	<b>Animal</b>	<b>Date</b>	<b>Lab#</b>
Rockland	CLARKSTOWN TOWN	SKUNK	9/27/2011	11-05393
Rockland	ORANGETOWN TOWN	BAT, Big Brown	8/3/2011	11-03458
Rockland	ORANGETOWN TOWN	BAT, Big Brown	7/7/2011	11-02435
Rockland	RAMAPO TOWN	RACCOON	7/1/2011	11-02345
Saratoga	BALLSTON TOWN	CAT	5/17/2011	11-01316
Saratoga	BALLSTON TOWN	FOX, Gray	7/16/2011	11-02711
Saratoga	BALLSTON TOWN	RACCOON	3/1/2011	11-00525
Saratoga	CHARLTON TOWN	RACCOON	1/28/2011	11-00230
Saratoga	CLIFTON PARK TOWN	BAT, Big Brown	9/8/2011	11-05142
Saratoga	CORINTH TOWN	SKUNK	4/25/2011	11-01064
Saratoga	GALWAY TOWN	RACCOON	6/21/2011	11-02095
Saratoga	GALWAY TOWN	RACCOON	4/5/2011	11-00861
Saratoga	MILTON TOWN	SKUNK	11/8/2011	11-05946
Saratoga	MOREAU TOWN	FOX, Gray	3/22/2011	11-00714
Saratoga	SARATOGA SPRINGS CITY	BAT, Big Brown	1/28/2011	11-00234
Schenectady	GLENVILLE TOWN	FOX, Gray	10/14/2011	11-05655
Schenectady	GLENVILLE TOWN	RACCOON	5/23/2011	11-01395
Schenectady	GLENVILLE TOWN	RACCOON	6/27/2011	11-02208
Schenectady	SCHENECTADY CITY	CAT	7/1/2011	11-02342
Schoharie	COBLESKILL TOWN	FOX, Gray	7/21/2011	11-02815
Schoharie	COBLESKILL TOWN	RACCOON	9/20/2011	11-05295
Schoharie	ESPERANCE TOWN	FOX, Gray	6/9/2011	11-01863
Schoharie	RICHMONDVILLE TOWN	RACCOON	9/20/2011	11-05294
Schoharie	SCHOHARIE TOWN	RACCOON	10/31/2011	11-05861
Schoharie	SCHOHARIE TOWN	SKUNK	8/24/2011	11-04696
Schoharie	SHARON TOWN	FOX, Gray	1/19/2011	11-00141
Schoharie	SHARON TOWN	SKUNK	11/3/2011	11-05901
Schuyler	CATHARINE TOWN	RACCOON	1/25/2011	11-00196
Schuyler	CATHARINE TOWN	WOODCHUCK	7/26/2011	11-02997
Schuyler	DIX TOWN	CAT	5/20/2011	11-01373
Schuyler	DIX TOWN	RACCOON	5/5/2011	11-01193
Schuyler	DIX TOWN	RACCOON	1/10/2011	11-00074
Schuyler	HECTOR TOWN	RACCOON	5/9/2011	11-01220
Schuyler	HECTOR TOWN	SKUNK	4/12/2011	11-00938
Schuyler	HECTOR TOWN	SKUNK	4/11/2011	11-00923
Schuyler	MONTOUR TOWN	WOODCHUCK	6/21/2011	11-02096
Schuyler	ORANGE TOWN	RACCOON	5/3/2011	11-01152
Schuyler	TYRONE TOWN	RACCOON	2/17/2011	11-00394
Seneca	FAYETTE TOWN	RACCOON	8/8/2011	11-03703
Seneca	VARICK TOWN	SKUNK	2/25/2011	11-00502
St. Lawrence	CANTON TOWN	RACCOON	8/25/2011	11-04788
St. Lawrence	DE KALB TOWN	RACCOON	5/31/2011	11-01548
St. Lawrence	MADRID TOWN	BAT, Big Brown	8/9/2011	11-03780
St. Lawrence	MADRID TOWN	BAT, Big Brown	8/10/2011	11-03909
Steuben	BATH TOWN	BAT, Big Brown	7/14/2011	11-02680
Steuben	COHOCTON TOWN	BAT, Big Brown	8/5/2011	11-03653
Steuben	CORNING CITY	BAT, Big Brown	10/11/2011	11-05597
Steuben	CORNING CITY	BAT, Big Brown	8/16/2011	11-04233
Steuben	CORNING TOWN	BAT, Big Brown	8/10/2011	11-03976
Steuben	TROUPSBURG TOWN	CAT	11/8/2011	11-05954
Suffolk	BROOKHAVEN TOWN	BAT, Big Brown	7/20/2011	11-02811
Suffolk	ISLIP TOWN	BAT, Big Brown	6/8/2011	11-01850

<b>County</b>	<b>Locality</b>	<b>Animal</b>	<b>Date</b>	<b>Lab#</b>
Suffolk	SMITHTOWN TOWN	BAT, Big Brown	5/19/2011	11-01362
Sullivan	CALLICOON TOWN	SKUNK	9/20/2011	11-05303
Sullivan	FREMONT TOWN	CATTLE	11/29/2011	11-06160
Sullivan	LIBERTY TOWN	CAT	8/2/2011	11-03324
Sullivan	LIBERTY TOWN	FOX, Gray	7/7/2011	11-02434
Sullivan	MAMAKATING TOWN	FOX, Gray	7/6/2011	11-02387
Tioga	BARTON TOWN	RACCOON	3/8/2011	11-00589
Tioga	BARTON TOWN	RACCOON	9/16/2011	11-05263
Tioga	CANDOR TOWN	CATTLE	1/14/2011	11-00112
Tioga	CANDOR TOWN	RACCOON	6/17/2011	11-02048
Tioga	NEWARK VALLEY TOWN	DOG	6/9/2011	11-01889
Tioga	NICHOLS TOWN	BAT, Big Brown	8/11/2011	11-04046
Tioga	OWEGO TOWN	RACCOON	7/12/2011	11-02532
Tioga	OWEGO TOWN	RACCOON	2/4/2011	11-00279
Tioga	RICHFORD TOWN	RACCOON	5/2/2011	11-01131
Tioga	TIOGA TOWN	RACCOON	6/16/2011	11-02026
Tompkins	CAROLINE TOWN	FOX, Gray	8/11/2011	11-04050
Tompkins	DANBY TOWN	RACCOON	2/17/2011	11-00402
Tompkins	DANBY TOWN	SKUNK	5/27/2011	11-01520
Tompkins	DRYDEN TOWN	CATTLE	1/24/2011	11-00175
Tompkins	DRYDEN TOWN	RACCOON	2/23/2011	11-00458
Tompkins	ENFIELD TOWN	SKUNK	9/27/2011	11-05400
Tompkins	GROTON TOWN	RACCOON	10/4/2011	11-05499
Tompkins	ULYSSES TOWN	BAT, Big Brown	7/27/2011	11-03088
Ulster	ESOPUS TOWN	CAT	7/18/2011	11-02729
Ulster	GARDINER TOWN	RACCOON	2/10/2011	11-00330
Ulster	KINGSTON CITY	CAT	4/12/2011	11-00948
Ulster	KINGSTON CITY	WOODCHUCK	7/22/2011	11-02881
Ulster	LLOYD TOWN	RACCOON	6/21/2011	11-02110
Ulster	OLIVE TOWN	FOX, Gray	5/3/2011	11-01154
Ulster	OLIVE TOWN	RACCOON	6/23/2011	11-02155
Ulster	SAUGERTIES TOWN	RACCOON	2/10/2011	11-00329
Ulster	WAWARSING TOWN	FOX, Gray	9/12/2011	11-05179
Ulster	WOODSTOCK TOWN	RACCOON	4/1/2011	11-00831
Washington	ARGYLE TOWN	RACCOON	3/18/2011	11-00692
Washington	CAMBRIDGE TOWN	CAT	8/27/2011	11-04863
Washington	CAMBRIDGE TOWN	RACCOON	3/3/2011	11-00560
Washington	GREENWICH TOWN	FOX, Red	5/2/2011	11-01144
Washington	KINGSBURY TOWN	FOX, Gray	10/24/2011	11-05769
Wayne	ARCADIA TOWN	RACCOON	12/16/2011	11-06312
Wayne	GALEN TOWN	RACCOON	6/21/2011	11-02089
Wayne	MACEDON TOWN	RACCOON	11/15/2011	11-06025
Wayne	MARION TOWN	RACCOON	9/27/2011	11-05396
Wayne	ONTARIO TOWN	CAT	10/6/2011	11-05545
Wayne	ONTARIO TOWN	FOX, Red	4/29/2011	11-01120
Wayne	PALMYRA TOWN	RACCOON	12/6/2011	11-06225
Wayne	SAVANNAH TOWN	RACCOON	11/18/2011	11-06088
Wayne	SAVANNAH TOWN	RACCOON	7/1/2011	11-02347
Wayne	WOLCOTT TOWN	CAT	7/22/2011	11-02880
Westchester	BEDFORD TOWN	RACCOON	12/29/2011	11-06413
Westchester	BEDFORD TOWN	RACCOON	6/28/2011	11-02250
Westchester	BEDFORD TOWN	SKUNK	8/19/2011	11-04479

<b>County</b>	<b>Locality</b>	<b>Animal</b>	<b>Date</b>	<b>Lab#</b>
Westchester	BEDFORD TOWN	SKUNK	9/16/2011	11-05278
Westchester	BEDFORD TOWN	WOODCHUCK	7/25/2011	11-02923
Westchester	CORTLANDT TOWN	BAT, Big Brown	8/8/2011	11-03747
Westchester	CORTLANDT TOWN	BAT, Big Brown	9/26/2011	11-05379
Westchester	CORTLANDT TOWN	SKUNK	11/17/2011	11-06083
Westchester	EASTCHESTER TOWN	RACCOON	3/29/2011	11-00790
Westchester	GREENBURGH TOWN	CAT	4/11/2011	11-00925
Westchester	GREENBURGH TOWN	CAT	5/27/2011	11-01525
Westchester	GREENBURGH TOWN	RACCOON	5/24/2011	11-01422
Westchester	GREENBURGH TOWN	RACCOON	2/3/2011	11-00263
Westchester	GREENBURGH TOWN	RACCOON	1/4/2011	11-00018
Westchester	GREENBURGH TOWN	RACCOON	3/1/2011	11-00535
Westchester	LEWISBORO TOWN	RACCOON	2/22/2011	11-00434
Westchester	MAMARONECK TOWN	SKUNK	9/12/2011	11-05162
Westchester	MAMARONECK TOWN	SKUNK	8/18/2011	11-04370
Westchester	MOUNT KISCO TOWN/VILLAGE	RACCOON	7/28/2011	11-03167
Westchester	MOUNT KISCO TOWN/VILLAGE	RACCOON	1/4/2011	11-00017
Westchester	MOUNT KISCO TOWN/VILLAGE	SKUNK	11/15/2011	11-06036
Westchester	MOUNT PLEASANT TOWN	BAT, Big Brown	9/20/2011	11-05311
Westchester	MOUNT PLEASANT TOWN	CAT	7/14/2011	11-02660
Westchester	MOUNT PLEASANT TOWN	RACCOON	4/18/2011	11-01005
Westchester	MOUNT PLEASANT TOWN	RACCOON	8/26/2011	11-04831
Westchester	MOUNT PLEASANT TOWN	RACCOON	8/2/2011	11-03351
Westchester	MOUNT PLEASANT TOWN	SKUNK	7/21/2011	11-02835
Westchester	MOUNT PLEASANT TOWN	SKUNK	4/29/2011	11-01127
Westchester	MOUNT PLEASANT TOWN	SKUNK	7/25/2011	11-02911
Westchester	MOUNT PLEASANT TOWN	SKUNK	7/12/2011	11-02535
Westchester	MOUNT PLEASANT TOWN	SKUNK	5/13/2011	11-01290
Westchester	MOUNT PLEASANT TOWN	SKUNK	3/17/2011	11-00674
Westchester	MOUNT PLEASANT TOWN	WOODCHUCK	7/7/2011	11-02444
Westchester	NEW ROCHELLE CITY	BAT, Red	9/28/2011	11-05433
Westchester	NEW ROCHELLE CITY	CAT	11/29/2011	11-06170
Westchester	NEW ROCHELLE CITY	RACCOON	9/6/2011	11-05055
Westchester	NEW ROCHELLE CITY	RACCOON	6/8/2011	11-01845
Westchester	NEW ROCHELLE CITY	SKUNK	11/15/2011	11-06034
Westchester	NORTH CASTLE TOWN	RACCOON	11/10/2011	11-05997
Westchester	NORTH SALEM TOWN	RACCOON	6/10/2011	11-01905
Westchester	OSSINING TOWN	CAT	10/5/2011	11-05531
Westchester	OSSINING TOWN	FOX, Gray	6/10/2011	11-01904
Westchester	OSSINING TOWN	RACCOON	9/12/2011	11-05161
Westchester	OSSINING TOWN	SKUNK	8/23/2011	11-04637
Westchester	OSSINING TOWN	SKUNK	8/23/2011	11-04639
Westchester	OSSINING TOWN	SKUNK	9/15/2011	11-05255
Westchester	OSSINING TOWN	SKUNK	8/9/2011	11-03824
Westchester	OSSINING TOWN	SKUNK	9/20/2011	11-05308
Westchester	POUND RIDGE TOWN	RACCOON	10/19/2011	11-05730
Westchester	POUND RIDGE TOWN	SKUNK	5/4/2011	11-01184
Westchester	POUND RIDGE TOWN	SKUNK	4/27/2011	11-01103
Westchester	RYE TOWN	BAT, Big Brown	10/18/2011	11-05712
Westchester	SCARSDALE TOWN/VILLAGE	SKUNK	9/15/2011	11-05254
Westchester	SOMERS TOWN	BAT, Big Brown	8/8/2011	11-03739
Westchester	WHITE PLAINS CITY	RACCOON	10/13/2011	11-05649

<b>County</b>	<b>Locality</b>	<b>Animal</b>	<b>Date</b>	<b>Lab#</b>
Westchester	WHITE PLAINS CITY	RACCOON	11/16/2011	11-06057
Westchester	WHITE PLAINS CITY	RACCOON	10/13/2011	11-05650
Westchester	YORKTOWN TOWN	BAT, Big Brown	10/17/2011	11-05691
Westchester	YORKTOWN TOWN	CAT	6/8/2011	11-01847
Westchester	YORKTOWN TOWN	RACCOON	4/18/2011	11-01004
Westchester	YORKTOWN TOWN	SKUNK	4/12/2011	11-00947
Wyoming	EAGLE TOWN	RACCOON	9/21/2011	11-05320
Wyoming	PIKE TOWN	BAT, Big Brown	10/13/2011	11-05638
Yates	STARKEY TOWN	RACCOON	10/4/2011	11-05491

# List of Positives

Between 01/01/2011 and 12/31/2011

<b>ACC ID</b>	<b>Date</b>	<b>Species</b>	<b>County</b>	<b>Location</b>
11-00001	1/3/2011	FOX, Gray	Madison	LENOX TOWN
11-00005	1/3/2011	SKUNK	Albany	ALBANY CITY
11-00007	1/3/2011	RACCOON	Rensselaer	NORTH GREENBUSH TOWN
11-00010	1/4/2011	RACCOON	Herkimer	DANUBE TOWN
11-00014	1/4/2011	RACCOON	Chemung	SOUTHPORT TOWN
11-00017	1/4/2011	RACCOON	Westchester	MOUNT KISCO TOWN/VILLAGE
11-00018	1/4/2011	RACCOON	Westchester	GREENBURGH TOWN
11-00042	1/5/2011	RACCOON	Albany	BETHLEHEM TOWN
11-00074	1/10/2011	RACCOON	Schuyler	DIX TOWN
11-00108	1/13/2011	RACCOON	Rensselaer	NORTH GREENBUSH TOWN
11-00112	1/14/2011	CATTLE	Tioga	CANDOR TOWN
11-00138	1/19/2011	RACCOON	Ontario	SENECA TOWN
11-00141	1/19/2011	FOX, Gray	Schoharie	SHARON TOWN
11-00153	1/20/2011	RACCOON	Chemung	BIG FLATS TOWN
11-00175	1/24/2011	CATTLE	Tompkins	DRYDEN TOWN
11-00196	1/25/2011	RACCOON	Schuyler	CATHARINE TOWN
11-00210	1/26/2011	SKUNK	Cayuga	MONTEZUMA TOWN
11-00230	1/28/2011	RACCOON	Saratoga	CHARLTON TOWN
11-00234	1/28/2011	BAT, Big Brown	Saratoga	SARATOGA SPRINGS CITY
11-00247	2/1/2011	RACCOON	Columbia	HILLSDALE TOWN
11-00263	2/3/2011	RACCOON	Westchester	GREENBURGH TOWN
11-00277	2/4/2011	RACCOON	Monroe	ROCHESTER CITY
11-00279	2/4/2011	RACCOON	Tioga	OWEGO TOWN
11-00284	2/4/2011	RACCOON	Rensselaer	RENSSELAER CITY
11-00319	2/9/2011	RACCOON	Columbia	CHATHAM TOWN
11-00329	2/10/2011	RACCOON	Ulster	SAUGERTIES TOWN
11-00330	2/10/2011	RACCOON	Ulster	GARDINER TOWN
11-00363	2/15/2011	RACCOON	Columbia	STUYVESANT TOWN
11-00394	2/17/2011	RACCOON	Schuyler	TYRONE TOWN
11-00402	2/17/2011	RACCOON	Tompkins	DANBY TOWN
11-00434	2/22/2011	RACCOON	Westchester	LEWISBORO TOWN
11-00458	2/23/2011	RACCOON	Tompkins	DRYDEN TOWN
11-00502	2/25/2011	SKUNK	Seneca	VARICK TOWN
11-00524	3/1/2011	FOX, Red	Ontario	NAPLES TOWN
11-00525	3/1/2011	RACCOON	Saratoga	BALLSTON TOWN
11-00535	3/1/2011	RACCOON	Westchester	GREENBURGH TOWN
11-00538	3/1/2011	CAT	Greene	CAIRO TOWN
11-00560	3/3/2011	RACCOON	Washington	CAMBRIDGE TOWN
11-00572	3/4/2011	CATTLE	Lewis	LEYDEN TOWN
11-00576	3/4/2011	RACCOON	Orange	HIGHLANDS TOWN
11-00589	3/8/2011	RACCOON	Tioga	BARTON TOWN
11-00674	3/17/2011	SKUNK	Westchester	MOUNT PLEASANT TOWN
11-00675	3/17/2011	CATTLE	Herkimer	MANHEIM TOWN
11-00676	3/17/2011	RACCOON	Cattaraugus	COLDSRING TOWN
11-00681	3/17/2011	BAT, Big Brown	Erie	TONAWANDA TOWN
11-00692	3/18/2011	RACCOON	Washington	ARGYLE TOWN
11-00714	3/22/2011	FOX, Gray	Saratoga	MOREAU TOWN
11-00752	3/24/2011	RACCOON	Columbia	CHATHAM TOWN
11-00756	3/24/2011	SKUNK	Erie	EVANS TOWN



<b>ACC ID</b>	<b>Date</b>	<b>Species</b>	<b>County</b>	<b>Location</b>
11-00765	3/25/2011	RACCOON	Lewis	GREIG TOWN
11-00790	3/29/2011	RACCOON	Westchester	EASTCHESTER TOWN
11-00805	3/30/2011	SKUNK	Herkimer	MANHEIM TOWN
11-00811	3/30/2011	DEER	Monroe	OGDEN TOWN
11-00818	3/31/2011	CAT	Orange	CORNWALL TOWN
11-00831	4/1/2011	RACCOON	Ulster	WOODSTOCK TOWN
11-00832	4/1/2011	RACCOON	Orleans	ALBION TOWN
11-00861	4/5/2011	RACCOON	Saratoga	GALWAY TOWN
11-00862	4/5/2011	RACCOON	Jefferson	ADAMS TOWN
11-00882	4/6/2011	RACCOON	Cayuga	MORAVIA TOWN
11-00918	4/10/2011	CAT	Dutchess	PINE PLAINS TOWN
11-00923	4/11/2011	SKUNK	Schuyler	HECTOR TOWN
11-00925	4/11/2011	CAT	Westchester	GREENBURGH TOWN
11-00938	4/12/2011	SKUNK	Schuyler	HECTOR TOWN
11-00947	4/12/2011	SKUNK	Westchester	YORKTOWN TOWN
11-00948	4/12/2011	CAT	Ulster	KINGSTON CITY
11-01004	4/18/2011	RACCOON	Westchester	YORKTOWN TOWN
11-01005	4/18/2011	RACCOON	Westchester	MOUNT PLEASANT TOWN
11-01018	4/19/2011	RACCOON	Livingston	WEST SPARTA TOWN
11-01041	4/21/2011	RACCOON	Ontario	NAPLES TOWN
11-01042	4/21/2011	RACCOON	Onondaga	OTISCO TOWN
11-01054	4/22/2011	FOX, Red	Allegany	ANGELICA TOWN
11-01057	4/22/2011	OTTER	Cayuga	CONQUEST TOWN
11-01064	4/25/2011	SKUNK	Saratoga	CORINTH TOWN
11-01089	4/26/2011	RACCOON	Erie	AMHERST TOWN
11-01103	4/27/2011	SKUNK	Westchester	POUND RIDGE TOWN
11-01105	4/28/2011	RACCOON	Herkimer	MANHEIM TOWN
11-01107	4/28/2011	RACCOON	Onondaga	ONONDAGA INDIAN RES
11-01120	4/29/2011	FOX, Red	Wayne	ONTARIO TOWN
11-01122	4/29/2011	RACCOON	Orleans	ALBION TOWN
11-01127	4/29/2011	SKUNK	Westchester	MOUNT PLEASANT TOWN
11-01129	4/29/2011	RACCOON	Livingston	NUNDA TOWN
11-01131	5/2/2011	RACCOON	Tioga	RICHFORD TOWN
11-01144	5/2/2011	FOX, Red	Washington	GREENWICH TOWN
11-01152	5/3/2011	RACCOON	Schuyler	ORANGE TOWN
11-01154	5/3/2011	FOX, Gray	Ulster	OLIVE TOWN
11-01174	5/4/2011	RACCOON	Columbia	CLERMONT TOWN
11-01184	5/4/2011	SKUNK	Westchester	POUND RIDGE TOWN
11-01193	5/5/2011	RACCOON	Schuyler	DIX TOWN
11-01202	5/5/2011	FOX, Gray	Dutchess	PLEASANT VALLEY TOWN
11-01214	5/9/2011	RACCOON	Albany	
11-01220	5/9/2011	RACCOON	Schuyler	HECTOR TOWN
11-01290	5/13/2011	SKUNK	Westchester	MOUNT PLEASANT TOWN
11-01299	5/16/2011	BAT, Big Brown	Albany	ALBANY CITY
11-01305	5/16/2011	BAT, Big Brown	Herkimer	GERMAN FLATTS TOWN
11-01310	5/17/2011	CAT	Madison	SULLIVAN TOWN
11-01316	5/17/2011	CAT	Saratoga	BALLSTON TOWN
11-01343	5/18/2011	FOX, Gray	Essex	WESTPORT TOWN
11-01362	5/19/2011	BAT, Big Brown	Suffolk	SMITHTOWN TOWN
11-01373	5/20/2011	CAT	Schuyler	DIX TOWN
11-01378	5/20/2011	RACCOON	Jefferson	WILNA TOWN
11-01395	5/23/2011	RACCOON	Schenectady	GLENVILLE TOWN
11-01415	5/24/2011	BAT, Big Brown	Jefferson	WATERTOWN CITY

<b>ACC ID</b>	<b>Date</b>	<b>Species</b>	<b>County</b>	<b>Location</b>
11-01419	5/24/2011	CAT	Cayuga	GENOA TOWN
11-01422	5/24/2011	RACCOON	Westchester	GREENBURGH TOWN
11-01485	5/26/2011	BAT, Big Brown	Herkimer	GERMAN FLATTS TOWN
11-01509	5/27/2011	RACCOON	Herkimer	MANHEIM TOWN
11-01517	5/27/2011	RACCOON	Chenango	SHERBURNE TOWN
11-01520	5/27/2011	SKUNK	Tompkins	DANBY TOWN
11-01525	5/27/2011	CAT	Westchester	GREENBURGH TOWN
11-01548	5/31/2011	RACCOON	St. Lawrence	DE KALB TOWN
11-01711	6/2/2011	BAT, Big Brown	Erie	BUFFALO CITY
11-01716	6/2/2011	RACCOON	Erie	ALDEN TOWN
11-01755	6/3/2011	RACCOON	Columbia	CHATHAM TOWN
11-01845	6/8/2011	RACCOON	Westchester	NEW ROCHELLE CITY
11-01847	6/8/2011	CAT	Westchester	YORKTOWN TOWN
11-01850	6/8/2011	BAT, Big Brown	Suffolk	ISLIP TOWN
11-01863	6/9/2011	FOX, Gray	Schoharie	ESPERANCE TOWN
11-01889	6/9/2011	DOG	Tioga	NEWARK VALLEY TOWN
11-01904	6/10/2011	FOX, Gray	Westchester	OSSINING TOWN
11-01905	6/10/2011	RACCOON	Westchester	NORTH SALEM TOWN
11-01910	6/10/2011	BAT, Big Brown	Niagara	PENDLETON TOWN
11-01917	6/10/2011	FOX, Gray	Onondaga	SYRACUSE CITY
11-02001	6/15/2011	RACCOON	Essex	CROWN POINT TOWN
11-02026	6/16/2011	RACCOON	Tioga	TIOGA TOWN
11-02028	6/16/2011	RACCOON	Jefferson	ELLISBURG TOWN
11-02048	6/17/2011	RACCOON	Tioga	CANDOR TOWN
11-02069	6/20/2011	BAT, Big Brown	Albany	ALBANY CITY
11-02074	6/20/2011	CAT	Rensselaer	NORTH GREENBUSH TOWN
11-02089	6/21/2011	RACCOON	Wayne	GALEN TOWN
11-02095	6/21/2011	RACCOON	Saratoga	GALWAY TOWN
11-02096	6/21/2011	WOODCHUCK	Schuyler	MONTOUR TOWN
11-02110	6/21/2011	RACCOON	Ulster	LLOYD TOWN
11-02121	6/22/2011	BAT, Big Brown	Niagara	PENDLETON TOWN
11-02125	6/22/2011	RACCOON	Cayuga	CATO TOWN
11-02155	6/23/2011	RACCOON	Ulster	OLIVE TOWN
11-02195	6/24/2011	CAT	Lewis	LEYDEN TOWN
11-02208	6/27/2011	RACCOON	Schenectady	GLENVILLE TOWN
11-02248	6/28/2011	CAT	Orange	GOSHEN TOWN
11-02250	6/28/2011	RACCOON	Westchester	BEDFORD TOWN
11-02270	6/29/2011	FOX, Gray	Otsego	OTEGO TOWN
11-02285	6/29/2011	RACCOON	Oneida	KIRKLAND TOWN
11-02301	6/29/2011	RACCOON	Erie	ORCHARD PARK TOWN
11-02320	6/30/2011	RACCOON	Madison	EATON TOWN
11-02342	7/1/2011	CAT	Schenectady	SCHENECTADY CITY
11-02345	7/1/2011	RACCOON	Rockland	RAMAPO TOWN
11-02347	7/1/2011	RACCOON	Wayne	SAVANNAH TOWN
11-02380	7/6/2011	BAT, Small Brown	Erie	EVANS TOWN
11-02387	7/6/2011	FOX, Gray	Sullivan	MAMAKATING TOWN
11-02434	7/7/2011	FOX, Gray	Sullivan	LIBERTY TOWN
11-02435	7/7/2011	BAT, Big Brown	Rockland	ORANGETOWN TOWN
11-02444	7/7/2011	WOODCHUCK	Westchester	MOUNT PLEASANT TOWN
11-02523	7/12/2011	BAT, Big Brown	Chenango	GUILFORD TOWN
11-02527	7/12/2011	FOX, Red	Allegany	CANEADEA TOWN
11-02532	7/12/2011	RACCOON	Tioga	OWEGO TOWN
11-02535	7/12/2011	SKUNK	Westchester	MOUNT PLEASANT TOWN

<b>ACC ID</b>	<b>Date</b>	<b>Species</b>	<b>County</b>	<b>Location</b>
11-02565	7/12/2011	BAT, Big Brown	Oneida	WESTMORELAND TOWN
11-02576	7/12/2011	BAT, Hoary	Erie	BUFFALO CITY
11-02660	7/14/2011	CAT	Westchester	MOUNT PLEASANT TOWN
11-02680	7/14/2011	BAT, Big Brown	Steuben	BATH TOWN
11-02711	7/16/2011	FOX, Gray	Saratoga	BALLSTON TOWN
11-02712	7/16/2011	BAT, Big Brown	Cattaraugus	GREAT VALLEY TOWN
11-02729	7/18/2011	CAT	Ulster	ESOPUS TOWN
11-02737	7/19/2011	BAT, Big Brown	Niagara	LOCKPORT CITY
11-02783	7/20/2011	RACCOON	Oneida	FLOYD TOWN
11-02811	7/20/2011	BAT, Big Brown	Suffolk	BROOKHAVEN TOWN
11-02815	7/21/2011	FOX, Gray	Schoharie	COBLESKILL TOWN
11-02831	7/21/2011	FOX, Gray	Oneida	KIRKLAND TOWN
11-02832	7/21/2011	RACCOON	Niagara	NIAGARA FALLS CITY
11-02835	7/21/2011	SKUNK	Westchester	MOUNT PLEASANT TOWN
11-02880	7/22/2011	CAT	Wayne	WOLCOTT TOWN
11-02881	7/22/2011	WOODCHUCK	Ulster	KINGSTON CITY
11-02893	7/22/2011	CAT	Oswego	CONSTANTIA TOWN
11-02908	7/25/2011	RACCOON	Essex	WESTPORT TOWN
11-02911	7/25/2011	SKUNK	Westchester	MOUNT PLEASANT TOWN
11-02923	7/25/2011	WOODCHUCK	Westchester	BEDFORD TOWN
11-02967	7/26/2011	BAT, Big Brown	Herkimer	SCHUYLER TOWN
11-02997	7/26/2011	WOODCHUCK	Schuyler	CATHARINE TOWN
11-03088	7/27/2011	BAT, Big Brown	Tompkins	ULYSSES TOWN
11-03167	7/28/2011	RACCOON	Westchester	MOUNT KISCO TOWN/VILLAGE
11-03210	7/29/2011	BAT, Small Brown	Allegany	CUBA TOWN
11-03282	8/1/2011	BAT, Big Brown	Out-Of-State	
11-03324	8/2/2011	CAT	Sullivan	LIBERTY TOWN
11-03351	8/2/2011	RACCOON	Westchester	MOUNT PLEASANT TOWN
11-03452	8/3/2011	BAT, Big Brown	Oneida	NEW HARTFORD TOWN
11-03458	8/3/2011	BAT, Big Brown	Rockland	ORANGETOWN TOWN
11-03536	8/3/2011	RACCOON	Erie	ORCHARD PARK TOWN
11-03570	8/4/2011	CAT	Broome	UNION TOWN
11-03579	8/4/2011	RACCOON	Onondaga	LYSANDER TOWN
11-03653	8/5/2011	BAT, Big Brown	Steuben	COHOCTON TOWN
11-03701	8/7/2011	WOODCHUCK	Cayuga	IRA TOWN
11-03703	8/8/2011	RACCOON	Seneca	FAYETTE TOWN
11-03707	8/8/2011	BAT, Big Brown	Greene	GREENVILLE TOWN
11-03739	8/8/2011	BAT, Big Brown	Westchester	SOMERS TOWN
11-03747	8/8/2011	BAT, Big Brown	Westchester	CORTLANDT TOWN
11-03765	8/9/2011	SKUNK	Clinton	PLATTSBURGH TOWN
11-03780	8/9/2011	BAT, Big Brown	St. Lawrence	MADRID TOWN
11-03824	8/9/2011	SKUNK	Westchester	OSSINING TOWN
11-03909	8/10/2011	BAT, Big Brown	St. Lawrence	MADRID TOWN
11-03976	8/10/2011	BAT, Big Brown	Steuben	CORNING TOWN
11-03977	8/10/2011	BAT, Big Brown	Chemung	SOUTHPORT TOWN
11-03980	8/10/2011	RACCOON	Oneida	VERNON TOWN
11-04022	8/11/2011	RACCOON	Essex	WESTPORT TOWN
11-04045	8/11/2011	RACCOON	Allegany	BIRDSALL TOWN
11-04046	8/11/2011	BAT, Big Brown	Tioga	NICHOLS TOWN
11-04050	8/11/2011	FOX, Gray	Tompkins	CAROLINE TOWN
11-04068	8/11/2011	BAT, Big Brown	Putnam	CARMEL TOWN
11-04080	8/11/2011	RACCOON	Essex	CROWN POINT TOWN
11-04086	8/11/2011	RACCOON	Allegany	BOLIVAR TOWN

<b>ACC ID</b>	<b>Date</b>	<b>Species</b>	<b>County</b>	<b>Location</b>
11-04095	8/11/2011	SKUNK	Essex	CROWN POINT TOWN
11-04233	8/16/2011	BAT, Big Brown	Steuben	CORNING CITY
11-04251	8/16/2011	BAT, Big Brown	Cortland	CORTLAND CITY
11-04316	8/17/2011	WOODCHUCK	Putnam	PATTERSON TOWN
11-04356	8/17/2011	SKUNK	Clinton	PLATTSBURGH CITY
11-04370	8/18/2011	SKUNK	Westchester	MAMARONECK TOWN
11-04371	8/18/2011	BAT, Big Brown	Erie	BUFFALO CITY
11-04436	8/19/2011	RACCOON	Erie	EDEN TOWN
11-04479	8/19/2011	SKUNK	Westchester	BEDFORD TOWN
11-04483	8/19/2011	BAT, Big Brown	Onondaga	CAMILLUS TOWN
11-04498	8/19/2011	RACCOON	Genesee	BATAVIA CITY
11-04504	8/20/2011	RACCOON	Columbia	GHENT TOWN
11-04526	8/22/2011	SKUNK	Erie	AMHERST TOWN
11-04531	8/22/2011	BAT, Big Brown	Monroe	PENFIELD TOWN
11-04637	8/23/2011	SKUNK	Westchester	OSSINING TOWN
11-04639	8/23/2011	SKUNK	Westchester	OSSINING TOWN
11-04654	8/23/2011	BAT, Big Brown	Onondaga	SYRACUSE CITY
11-04696	8/24/2011	SKUNK	Schoharie	SCHOHARIE TOWN
11-04701	8/24/2011	RACCOON	Essex	TICONDEROGA TOWN
11-04703	8/24/2011	BAT, Silverhair	Onondaga	SYRACUSE CITY
11-04715	8/24/2011	RACCOON	Orleans	KENDALL TOWN
11-04716	8/24/2011	RACCOON	Orleans	ALBION TOWN
11-04779	8/25/2011	BAT, Big Brown	Erie	NEWSTEAD TOWN
11-04785	8/25/2011	RACCOON	Lewis	CROGHAN TOWN
11-04787	8/25/2011	RACCOON	Genesee	ALEXANDER TOWN
11-04788	8/25/2011	RACCOON	St. Lawrence	CANTON TOWN
11-04790	8/25/2011	BAT, Big Brown	Madison	STOCKBRIDGE TOWN
11-04831	8/26/2011	RACCOON	Westchester	MOUNT PLEASANT TOWN
11-04840	8/26/2011	RACCOON	Orleans	ALBION TOWN
11-04843	8/26/2011	SKUNK	Oneida	DEERFIELD TOWN
11-04845	8/26/2011	SKUNK	Onondaga	FABIUS TOWN
11-04863	8/27/2011	CAT	Washington	CAMBRIDGE TOWN
11-04909	8/30/2011	CATTLE	Out-Of-State	
11-04957	8/31/2011	RACCOON	Livingston	CALEDONIA TOWN
11-04959	8/31/2011	CAT	Ontario	CANANDAIGUA TOWN
11-05026	9/2/2011	RACCOON	Orange	HIGHLANDS TOWN
11-05028	9/2/2011	RACCOON	Erie	AMHERST TOWN
11-05033	9/2/2011	RACCOON	Orleans	SHELBY TOWN
11-05044	9/2/2011	CAT	Orange	WAWAYANDA TOWN
11-05055	9/6/2011	RACCOON	Westchester	NEW ROCHELLE CITY
11-05062	9/6/2011	RACCOON	Oneida	TRENTON TOWN
11-05069	9/6/2011	BAT, Big Brown	Erie	TONAWANDA TOWN
11-05100	9/7/2011	RACCOON	Orleans	BARRE TOWN
11-05136	9/8/2011	RACCOON	Allegany	CENTERVILLE TOWN
11-05138	9/8/2011	RACCOON	Genesee	PAVILION TOWN
11-05139	9/8/2011	SKUNK	Jefferson	WATERTOWN TOWN
11-05142	9/8/2011	BAT, Big Brown	Saratoga	CLIFTON PARK TOWN
11-05158	9/11/2011	RACCOON	Dutchess	BEACON CITY
11-05161	9/12/2011	RACCOON	Westchester	OSSINING TOWN
11-05162	9/12/2011	SKUNK	Westchester	MAMARONECK TOWN
11-05179	9/12/2011	FOX, Gray	Ulster	WAWARSING TOWN
11-05190	9/13/2011	RACCOON	Genesee	BATAVIA TOWN
11-05191	9/13/2011	RACCOON	Allegany	WILLING TOWN

<b>ACC ID</b>	<b>Date</b>	<b>Species</b>	<b>County</b>	<b>Location</b>
11-05196	9/13/2011	SKUNK	Lewis	CROGHAN TOWN
11-05207	9/13/2011	BAT, Big Brown	Cattaraugus	OLEAN CITY
11-05223	9/14/2011	RACCOON	Dutchess	WAPPINGER TOWN
11-05248	9/15/2011	RACCOON	Cattaraugus	FREEDOM TOWN
11-05254	9/15/2011	SKUNK	Westchester	SCARSDALE TOWN/VILLAGE
11-05255	9/15/2011	SKUNK	Westchester	OSSINING TOWN
11-05263	9/16/2011	RACCOON	Tioga	BARTON TOWN
11-05266	9/16/2011	SKUNK	Montgomery	ST. JOHNSVILLE TOWN
11-05278	9/16/2011	SKUNK	Westchester	BEDFORD TOWN
11-05279	9/16/2011	SKUNK	Livingston	MOUNT MORRIS TOWN
11-05294	9/20/2011	RACCOON	Schoharie	RICHMONDVILLE TOWN
11-05295	9/20/2011	RACCOON	Schoharie	COBLESKILL TOWN
11-05297	9/20/2011	CAT	Ontario	HOPEWELL TOWN
11-05303	9/20/2011	SKUNK	Sullivan	CALLICOON TOWN
11-05308	9/20/2011	SKUNK	Westchester	OSSINING TOWN
11-05311	9/20/2011	BAT, Big Brown	Westchester	MOUNT PLEASANT TOWN
11-05313	9/20/2011	BAT, Big Brown	Erie	AURORA TOWN
11-05318	9/21/2011	BAT, Small Brown	Chautauqua	ELLERY TOWN
11-05320	9/21/2011	RACCOON	Wyoming	EAGLE TOWN
11-05335	9/21/2011	SKUNK	Oswego	MEXICO TOWN
11-05338	9/21/2011	BAT, Big Brown	Erie	BUFFALO CITY
11-05372	9/23/2011	CAT	Columbia	LIVINGSTON TOWN
11-05379	9/26/2011	BAT, Big Brown	Westchester	CORTLANDT TOWN
11-05393	9/27/2011	SKUNK	Rockland	CLARKSTOWN TOWN
11-05396	9/27/2011	RACCOON	Wayne	MARION TOWN
11-05400	9/27/2011	SKUNK	Tompkins	ENFIELD TOWN
11-05422	9/28/2011	SKUNK	Cayuga	STERLING TOWN
11-05425	9/28/2011	SKUNK	Orleans	YATES TOWN
11-05433	9/28/2011	BAT, Red	Westchester	NEW ROCHELLE CITY
11-05446	9/29/2011	SKUNK	Montgomery	ROOT TOWN
11-05469	10/1/2011	CAT	Monroe	PERINTON TOWN
11-05491	10/4/2011	RACCOON	Yates	STARKEY TOWN
11-05494	10/4/2011	BAT, Big Brown	Dutchess	BEACON CITY
11-05499	10/4/2011	RACCOON	Tompkins	GROTON TOWN
11-05531	10/5/2011	CAT	Westchester	OSSINING TOWN
11-05545	10/6/2011	CAT	Wayne	ONTARIO TOWN
11-05590	10/7/2011	SKUNK	Clinton	CHAMPLAIN TOWN
11-05592	10/11/2011	FOX, Gray	Herkimer	FAIRFIELD TOWN
11-05596	10/11/2011	RACCOON	Chenango	AFTON TOWN
11-05597	10/11/2011	BAT, Big Brown	Steuben	CORNING CITY
11-05606	10/12/2011	BAT, Big Brown	Jefferson	ORLEANS TOWN
11-05612	10/12/2011	RACCOON	Madison	FENNER TOWN
11-05615	10/12/2011	BAT, Big Brown	Montgomery	AMSTERDAM TOWN
11-05638	10/13/2011	BAT, Big Brown	Wyoming	PIKE TOWN
11-05649	10/13/2011	RACCOON	Westchester	WHITE PLAINS CITY
11-05650	10/13/2011	RACCOON	Westchester	WHITE PLAINS CITY
11-05655	10/14/2011	FOX, Gray	Schenectady	GLENVILLE TOWN
11-05681	10/17/2011	RACCOON	Erie	EDEN TOWN
11-05690	10/17/2011	BAT, Big Brown	Monroe	ROCHESTER CITY
11-05691	10/17/2011	BAT, Big Brown	Westchester	YORKTOWN TOWN
11-05708	10/18/2011	RACCOON	Allegany	WEST ALMOND TOWN
11-05712	10/18/2011	BAT, Big Brown	Westchester	RYE TOWN
11-05721	10/19/2011	RACCOON	Erie	CONCORD TOWN

<b>ACC ID</b>	<b>Date</b>	<b>Species</b>	<b>County</b>	<b>Location</b>
11-05730	10/19/2011	RACCOON	Westchester	POUND RIDGE TOWN
11-05763	10/21/2011	FOX, Gray	Oswego	SANDY CREEK TOWN
11-05769	10/24/2011	FOX, Gray	Washington	KINGSBURY TOWN
11-05780	10/25/2011	CAT	Chautauqua	HANOVER TOWN
11-05794	10/26/2011	SKUNK	Herkimer	WINFIELD TOWN
11-05817	10/26/2011	RACCOON	Onondaga	GEDDES TOWN
11-05819	10/26/2011	SKUNK	Orleans	KENDALL TOWN
11-05861	10/31/2011	RACCOON	Schoharie	SCHOHARIE TOWN
11-05868	11/1/2011	SKUNK	Madison	HAMILTON TOWN
11-05880	11/2/2011	RACCOON	Allegany	WILLING TOWN
11-05882	11/2/2011	SKUNK	Lewis	LEYDEN TOWN
11-05883	11/2/2011	RACCOON	Chemung	VAN ETTEN TOWN
11-05901	11/3/2011	SKUNK	Schoharie	SHARON TOWN
11-05923	11/4/2011	RACCOON	Niagara	CAMBRIA TOWN
11-05946	11/8/2011	SKUNK	Saratoga	MILTON TOWN
11-05954	11/8/2011	CAT	Steuben	TROUPSBURG TOWN
11-05964	11/8/2011	GOAT	Essex	CROWN POINT TOWN
11-05997	11/10/2011	RACCOON	Westchester	NORTH CASTLE TOWN
11-06002	11/10/2011	RACCOON	Erie	CLARENCE TOWN
11-06008	11/14/2011	RACCOON	Orleans	RIDGEWAY TOWN
11-06025	11/15/2011	RACCOON	Wayne	MACEDON TOWN
11-06030	11/15/2011	RACCOON	Chemung	SOUTHPORT TOWN
11-06034	11/15/2011	SKUNK	Westchester	NEW ROCHELLE CITY
11-06036	11/15/2011	SKUNK	Westchester	MOUNT KISCO TOWN/VILLAGE
11-06057	11/16/2011	RACCOON	Westchester	WHITE PLAINS CITY
11-06073	11/17/2011	RACCOON	Erie	ORCHARD PARK TOWN
11-06083	11/17/2011	SKUNK	Westchester	CORTLANDT TOWN
11-06088	11/18/2011	RACCOON	Wayne	SAVANNAH TOWN
11-06101	11/21/2011	RACCOON	Orange	HIGHLANDS TOWN
11-06113	11/22/2011	RACCOON	Genesee	BATAVIA TOWN
11-06160	11/29/2011	CATTLE	Sullivan	FREMONT TOWN
11-06165	11/29/2011	CAT	Ontario	SENECA TOWN
11-06170	11/29/2011	CAT	Westchester	NEW ROCHELLE CITY
11-06187	11/30/2011	RACCOON	Allegany	CANEADEA TOWN
11-06189	11/30/2011	CAT	Dutchess	STANFORD TOWN
11-06199	12/1/2011	SKUNK	Chenango	LINCKLAEN TOWN
11-06206	12/2/2011	CATTLE	Greene	COXSACKIE TOWN
11-06214	12/5/2011	RACCOON	Erie	ALDEN TOWN
11-06217	12/5/2011	SKUNK	Herkimer	COLUMBIA TOWN
11-06225	12/6/2011	RACCOON	Wayne	PALMYRA TOWN
11-06240	12/7/2011	SKUNK	Onondaga	CAMILLUS TOWN
11-06252	12/8/2011	CAT	Orange	HEMPSTEAD TOWN
11-06283	12/13/2011	CAT	Dutchess	POUGHKEEPSIE TOWN
11-06285	12/13/2011	BAT, Big Brown	Onondaga	SYRACUSE CITY
11-06303	12/15/2011	RACCOON	Orange	HIGHLANDS TOWN
11-06308	12/16/2011	SKUNK	Putnam	PUTNAM VALLEY TOWN
11-06312	12/16/2011	RACCOON	Wayne	ARCADIA TOWN
11-06319	12/19/2011	RACCOON	Oswego	SANDY CREEK TOWN
11-06359	12/22/2011	RACCOON	Erie	CHEEKTOWAGA TOWN
11-06365	12/22/2011	RACCOON	Niagara	ROYALTON TOWN
11-06391	12/28/2011	CAT	Essex	WESTPORT TOWN
11-06392	12/28/2011	RACCOON	Erie	COLDEN TOWN
11-06394	12/28/2011	SKUNK	Herkimer	DANUBE TOWN

<b>ACC ID</b>	<b>Date</b>	<b>Species</b>	<b>County</b>	<b>Location</b>
11-06400	12/28/2011	CAT	Allegany	GRANGER TOWN
11-06409	12/29/2011	SKUNK	Otsego	LAURENS TOWN
11-06413	12/29/2011	RACCOON	Westchester	BEDFORD TOWN

# ACKNOWLEDGEMENTS

## TECHNICAL STAFF CONTRIBUTING TO 2011 RABIES DIAGNOSTICS

- KIM APPLER
- KATHLEEN BROWN
- MICHELLE DUPUIS
- D. PATRICK FITZGERALD
- JODIE JARVIS
- RONALD JARVIS
- CRAIG POULIOTT

## MAPPING, DATA MANAGEMENT AND ANALYSIS

- ANNE CLOBRIDGE